


NAS 2017

NATIONAL ACHIEVEMENT SURVEY

Class : 3, 5 and 8

SIKKIM

State Learning Report



The National Achievement Survey (NAS) was conducted throughout the country on November 13, 2017 for Classes 3, 5 and 8 in government and government aided schools. The survey tools used multiple test booklets with 45 questions in Classes III and V and 60 questions in Class VIII in Mathematics, Language, Sciences and Social Sciences. The competency based test questions developed, reflected the Learning Outcomes developed by the NCERT which were recently incorporated in the RTE Act by the Government of India. Along with the test items, questionnaires pertaining to students, teachers and schools were also used.

The learning levels of 2.2 million students from 1,10,000 schools across 701 districts in all 36 States/UTs were assessed. The findings of the survey, will help guide education policy, planning and implementation at national, state, district and classroom levels for improving learning levels of children and bringing about qualitative improvements.

HIGHLIGHTS


In Class 3, on an average, the correct responses to the subjects were as follows:



In Class 5, on an average, the correct responses to the subjects were as follows:



In Class 8, on an average, the correct responses to the subjects were as follows:



79%

Children could understand what the teacher says in the classroom.



32%

of the school buildings need significant repair.


Highest Performing Learning Outcomes

- **E314:** Voices opinion on good/bad touch, Stereotypes for tasks/play/food in family w.r.t gender, misuse/wastage of food and water in family and school (64)
- **SST703:** Explains preventive actions to be undertaken in the event of disasters (66)
- **M317:** Reads the time correctly to the hour using a clock/watch (73)
- **M309:** Identifies and makes 2D-shapes by paper folding, paper cutting on the dot grid, using straight lines etc (79)
- **M319:** Records data using tally marks, represents pictorially and draws conclusions (80)

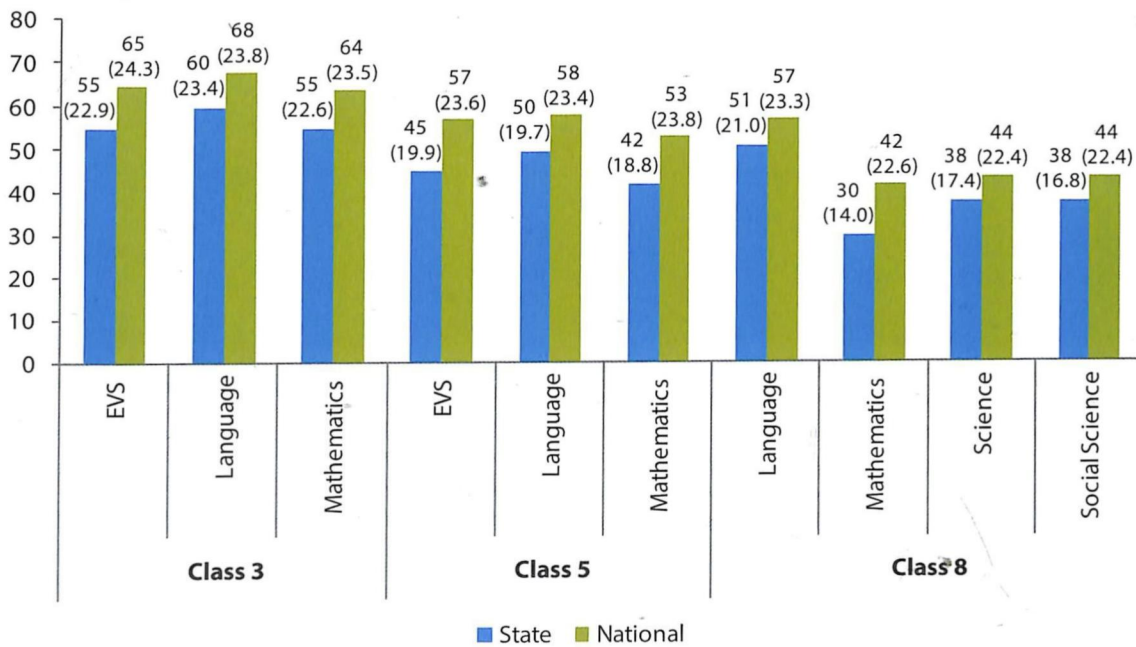
Lowest Performing Learning Outcomes

- **E505:** Establishes linkages among terrain, climate, resources (food, water, shelter, livelihood) and cultural life. (e.g. life in distant/difficult areas like hot/cold deserts) (17)
- **SST816:** Analyses the decline of pre-existing urban centers and handicraft industries and the development of new urban centers and industries in India during the colonial period (18)
- **M710:** Solves problems related to conversion of percentage to fraction and decimal and vice versa (20)
- **SST704:** Describes formation of landforms due to various factors (21)
- **M621:** Arranges given/collected information in the form of table, pictograph and bar graph and interprets them (21)

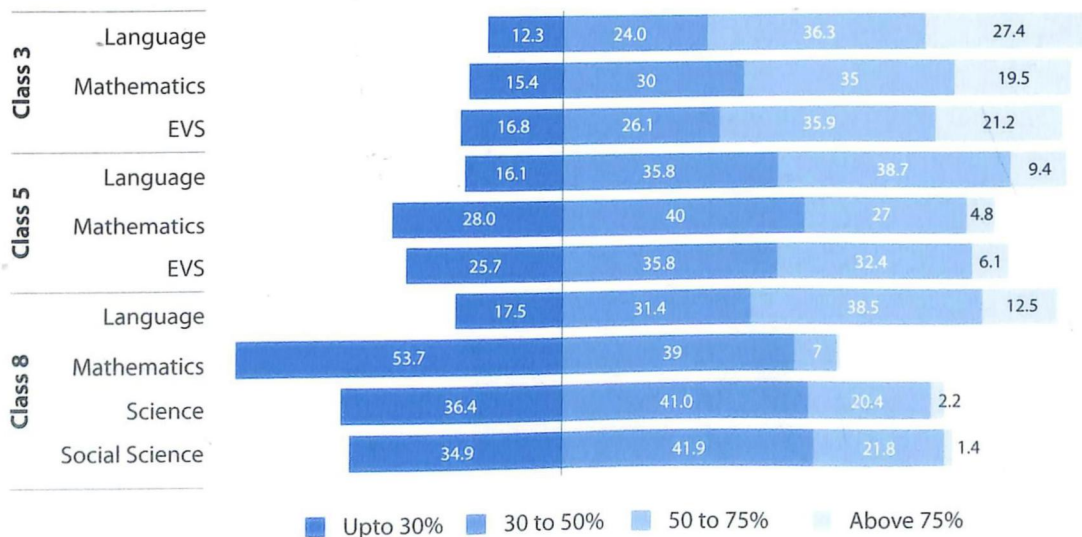
Participation



Average Achievement by Classes and Subjects



Distribution of Students Achievement by Classes and Subjects

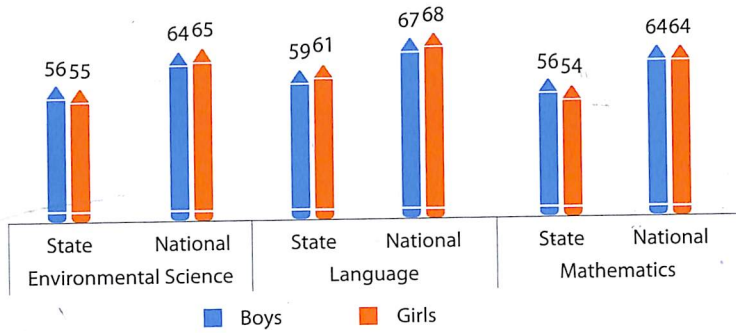


E.g. In Class 3 language, percentage of students achieving upto 30% is 12.3, between 30%-50% is 24.0, between 50%-75% is 36.3 and above 75% is 27.4.

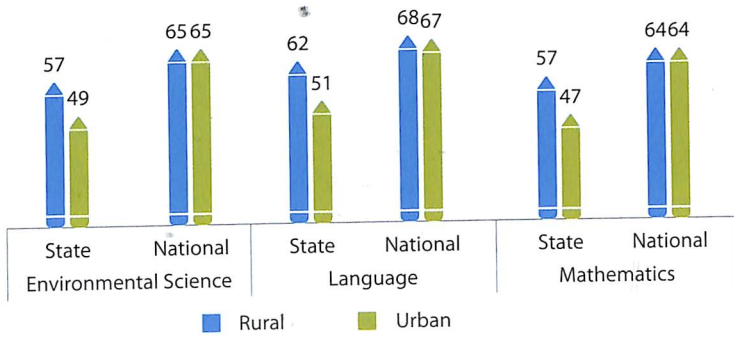
Class 3 State Results by Student Groups

PERFORMANCE

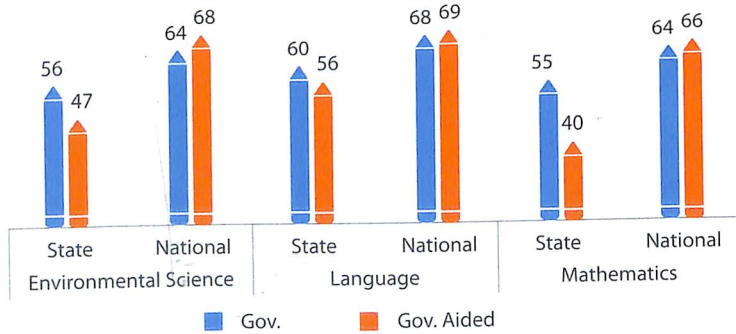
By Gender



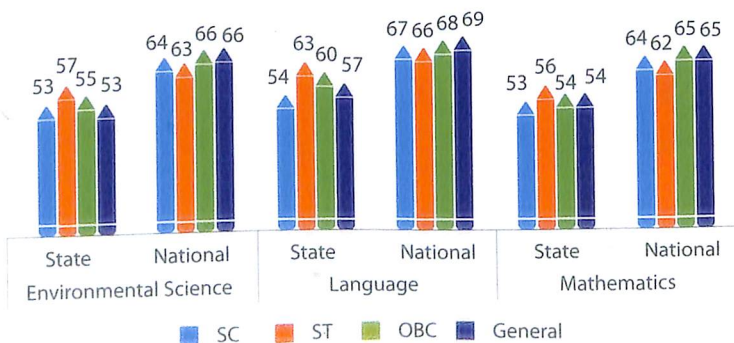
By School Location



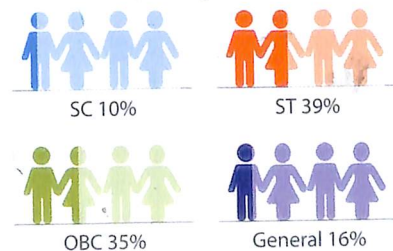
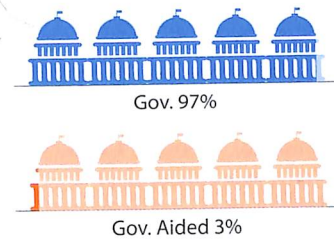

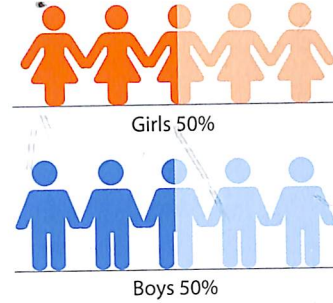
By School Management



By Social Groups



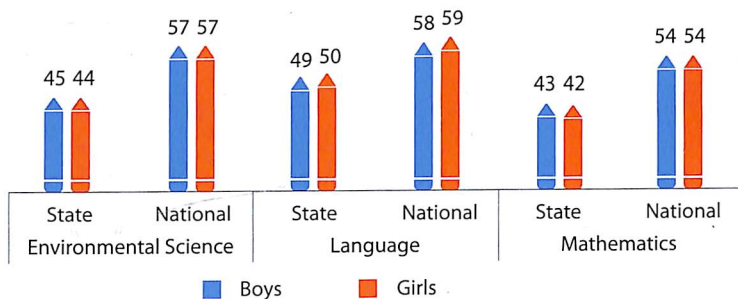
PARTICIPATION



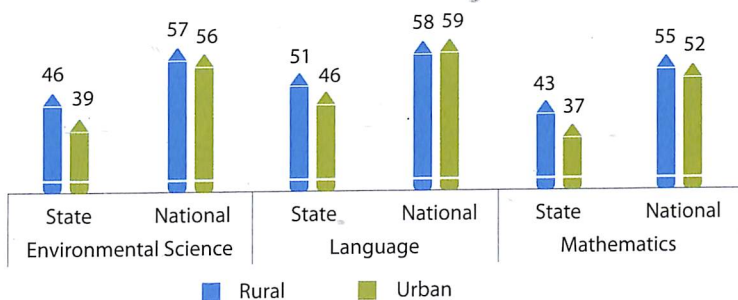
Class 5 State Results by Student Groups

PERFORMANCE

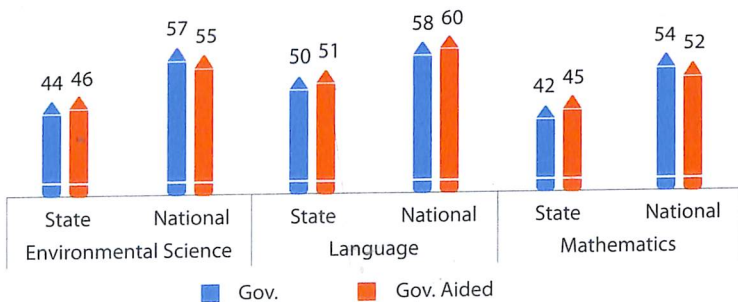
By Gender



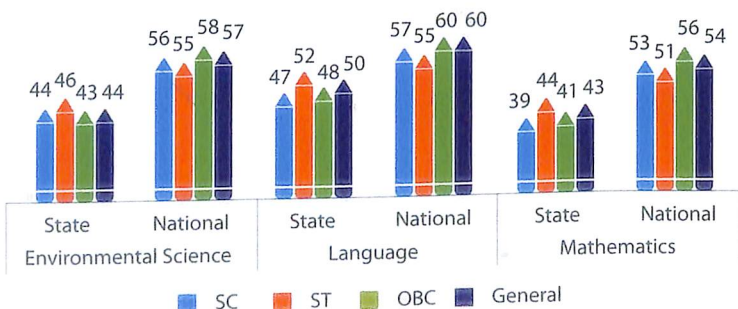
By School Location



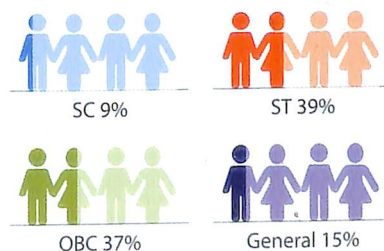
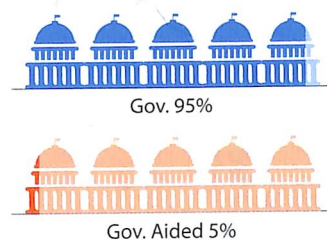
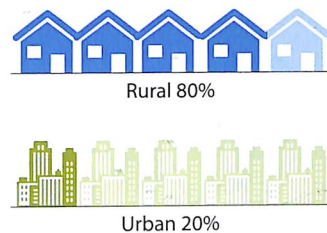
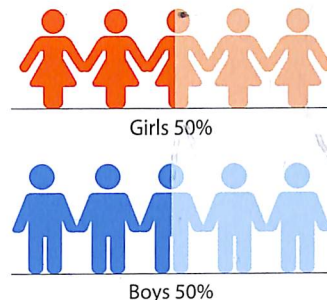
By School Management



By Social Groups



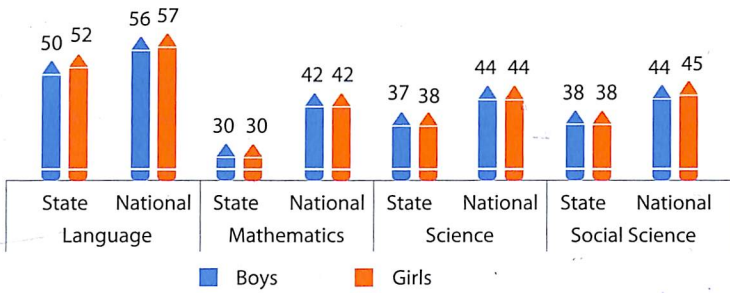
PARTICIPATION



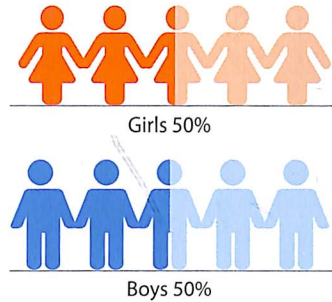
Class 8 State Results by Student Groups

PERFORMANCE

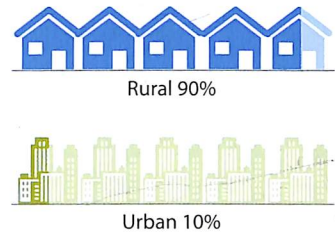
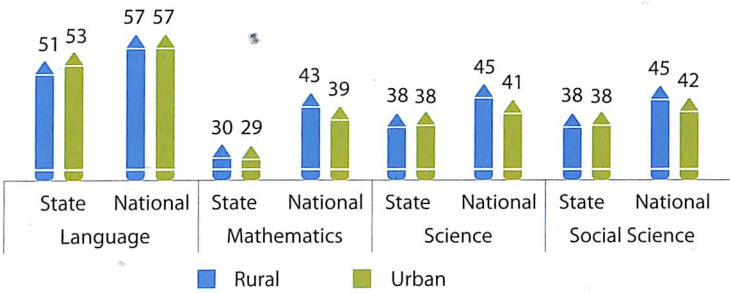
By Gender



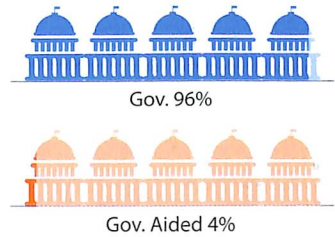
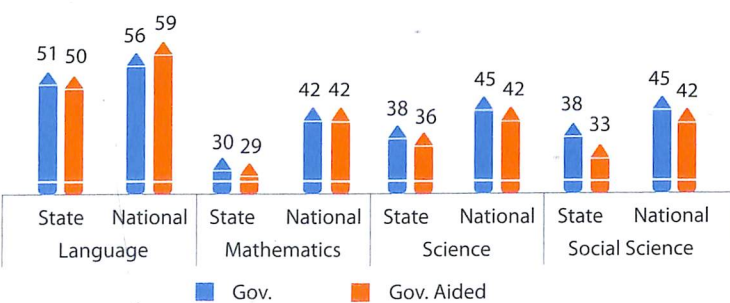
PARTICIPATION



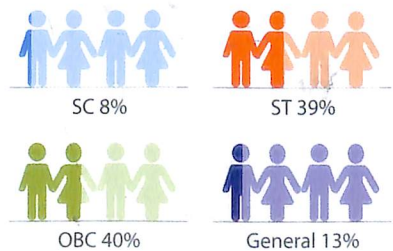
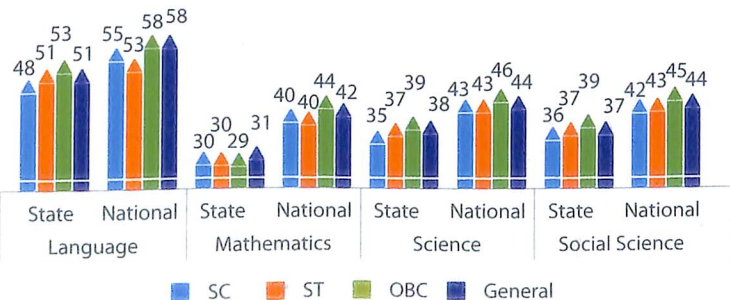
By School Location



By School Management



By Social Groups



What children say about schools?



96% children in Class 3 and Class 5 and **97%** children in Class 8 like to come to school.



30% students in Class 3, **25%** in Class 5 and **27%** in Class 8 find it difficult to travel to school.

73% children in Class 3, **77%** in Class 5 and **79%** children in Class 8 could understand what the teachers say in the classroom.



For **51%** students in Class 3, **58%** in Class 5 and **46%** students in Class 8, the language used at home and by the teachers is the same.



89% students in Class 3 and Class 5 and **85%** in Class 8 go out and play during the games period.

What teachers responded?



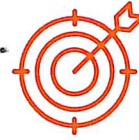
56% teachers in Class 3,



59% in Class 5 and



79% in Class 8 are teaching the same subjects they have pursued during their higher studies.



40% Teachers in the state fully understand the curricular goals.



15%

Teachers responded that there is lack of adequate toilet facilities.



21%

Teachers responded that there is lack of drinking water facilities.



32%

Teachers responded that the school buildings need significant repair.



17%

Teachers responded that there is lack of electricity.




8%

Teachers in the state opined that they are overloaded with work.




42%

Teachers in the state are highly satisfied with their job.



90%

Teachers in the state have adequate instructional material and supplies.



80%

Teachers in the state have adequate work space.

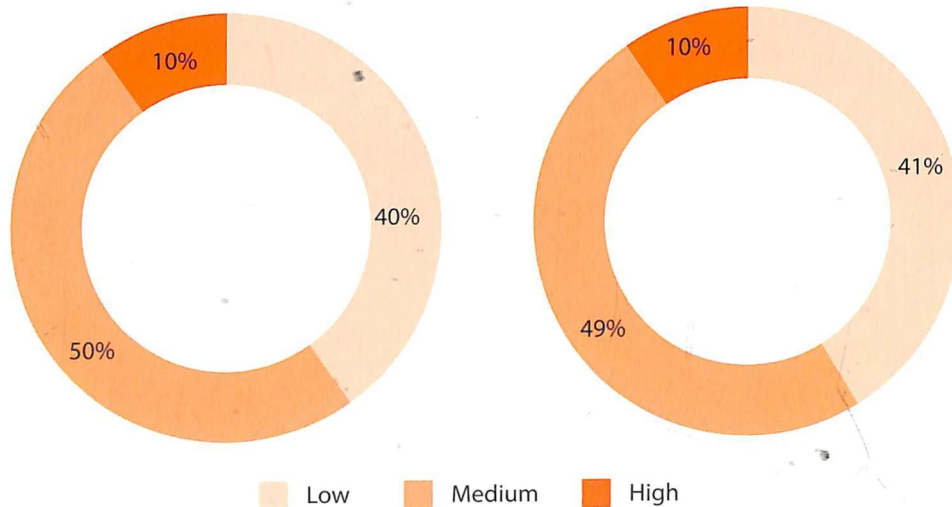
How do teachers assess children in the classroom?

	Never (in %)	For some lessons (in %)	Almost every lesson (in %)
Oral Tests	3	44	53
Written Tests	2	34	64
Multiple choice type	3	44	53
Observation	3	31	66
Home assignments	2	20	78
Student self assessment	6	63	31
Project work	5	72	24
Peer assessment	8	75	18
Portfolio	24	60	16

What teachers say about parent's involvement?

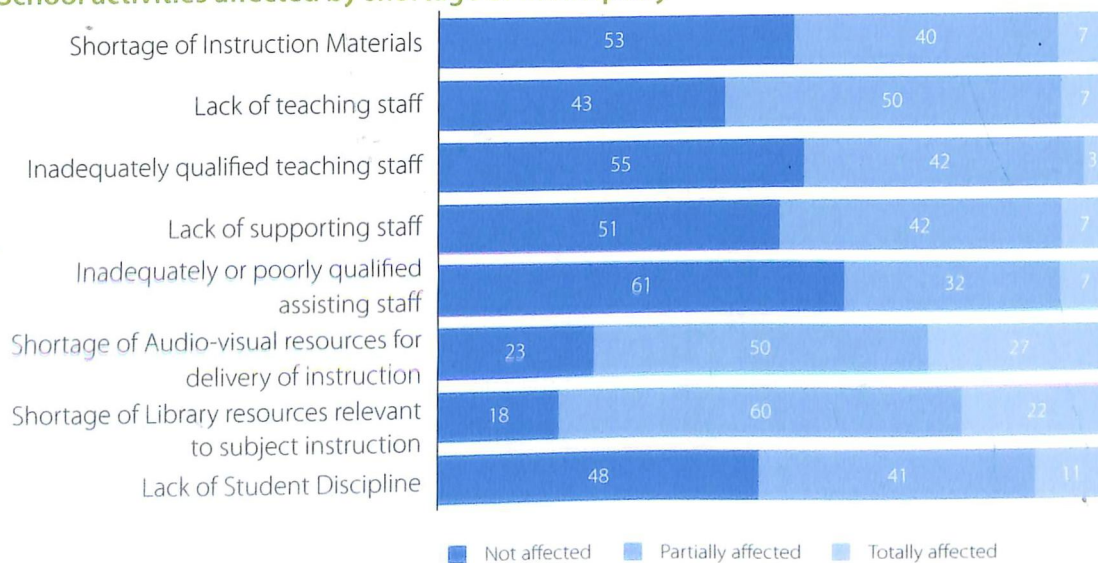
Parental support for students' Achievement

Parental involvement in school activities



What the head teacher responded?

School activities affected by shortage or inadequacy



E.g. 53% of the head teacher responded that the school activities were not affected by the shortage of instructional materials.

Average Performance of the District

Class 3

District Name	District Mean
North Sikkim	64
South Sikkim	56
West Sikkim	56
East Sikkim	53

Class 5

District Name	District Mean
North Sikkim	50
West Sikkim	50
South Sikkim	44
East Sikkim	42

Class 8

District Name	District Mean
North Sikkim	40
West Sikkim	39
East Sikkim	39
South Sikkim	38

Performance of the State in Learning Outcomes (LOs)

Annex - I

LO Code	Learning Outcome Class 3	Average Performance (in Percent)
EVS		
E302	Identifies simple features (e.g. movement, at places found/ kept, eating habits, sounds) of animals and birds in the immediate surroundings	46
E303	Identifies relationships with and among family members	49
E304	Identifies objects, signs (vessels, stoves, transport, means of communication, transport, signboards etc.), places (types of houses/shelters, bus stand, petrol pump etc.) activities (works people do, cooking processes, etc.) at home/school/ neighbourhood	55
E305	Describes need of food for people of different age groups, animals/birds, availability of food and water and use of water at home and surroundings	63
E307	Groups objects, birds, animals, features, activities according to differences/similarities using different senses. (e.g. appearance/place of living/ food/ movement/ likes-dislikes/ any other features)	61
E309	Identifies directions, location of objects/places in simple maps using signs/symbols/verbally	49
E310	Guesses properties, estimates quantities of materials/ activities in daily life and verifies using symbols/non-standard units	45
E311	Records observations, experiences, information on objects/ activities/places visited in different ways and predicts patterns etc	37
E313	Observes rules in games (local, indoor, outdoor)	33
E314	Voices opinion on good/bad touch , stereotypes for tasks/ play/food in family w.r.t gender, misuse/wastage of food and water in family and school	64
Language		
L304	Reads small texts with comprehension i.e., identifies main ideas, details, sequence and draws conclusions	60
L312	Reads printed scripts on the classroom walls: poems, posters, charts etc	57
Mathematics		
M301	Reads and writes numbers up to 999 using place value	51
M302	Compares numbers up to 999 based on their place values	61

LO Code	Learning Outcome Class 3	Average Performance (in Percent)
M303	Solves simple daily life problems using addition and subtraction of three digit numbers with and without regrouping	46
M304	Constructs and uses the multiplication facts (up till 10) in daily life situations	52
M305	Analyses and applies an appropriate number operation in the situation/ context	50
M306	Explains the meaning of division facts by equal grouping/ sharing and finds it by repeated subtraction	44
M309	Identifies and makes 2D-shapes by paper folding, paper cutting on the dot grid, using straight lines etc	79
M311	Fills a given region leaving no gaps using a tile of a given shape	38
M312	Estimates and measures length and distance using standard units like centimetres or metres & identifies relationships	22
M317	Reads the time correctly to the hour using a clock/watch	73
M318	Extends patterns in simple shapes and numbers	44
M319	Records data using tally marks, represents pictorially and draws conclusions	80

LO Code	Learning Outcome Class 5	Average Performance (in Percent)
EVS		
E403	Identifies relationship with and among family members in extended family	43
E410	Records observations/experiences/information for objects, activities, phenomena, places visited in different ways and predicts patterns and activities/ phenomena	43
E501	Explains the super senses and unusual features (sight, smell, hear, sleep, sound, etc.) of animals and their responses to light, sound, food etc	38
E503	Describes the interdependence among animals, plants and humans	48
E504	Explains the role and functions of different institutions in daily life (Bank, Panchayat, cooperatives, police station, etc.)	58
E505	Establishes linkages among terrain, climate, resources (food, water, shelter, livelihood) and cultural life. (e.g. life in distant/difficult areas like hot/cold deserts)	17
E506	Groups objects, materials, activities for features/properties such as shape, taste, colour , texture, sound, traits etc	34
E507	Traces the changes in practices, customs, techniques of past and present through coins, paintings, monuments, museum etc. and interacting with elders	49
E508	Guesses (properties, conditions of phenomena), estimates spatial quantities (distance, area, volume, weight etc.) and time in simple standard units and verifies using simple tools/ set ups	35
E509	Records observations/experiences/information in an organized manner (e.g. in tables/ sketches/ bar graphs/ pie charts) and predicts patterns in activities/phenomena to establish relation between cause and effect	40
E510	Identifies signs, directions, location of different objects/ landmarks of a locality /place visited in maps and predicts directions w.r.t. positions at different places for a location	57
E512	Voices opinions on issues observed/experienced and relates practices /happenings to larger issues of society	30
E513	Suggests ways for hygiene, health, managing waste, disaster/ emergency situations and protecting/saving resources	52
Language		
L504	Reads and comprehends independently storybooks, news items/ headlines, advertisements etc	49
L508	Reads text with comprehension, locates details and sequence of events	48

LO Code	Learning Outcome Class 5	Average Performance (in Percent)
Mathematics		
M401	Applies operations of numbers in daily life situations	32
M412	Explores the area and perimeter of simple geometrical shapes (triangle, rectangle, square) in terms of given shape as a unit	44
M418	Calculates time intervals/duration of familiar daily life events by using forward or backward counting/addition and subtraction	55
M421	Represent the collected information in tables and bar graphs and draws inferences from these	48
M501	Reads and writes numbers bigger than 1000 being used in her/his surroundings	43
M504	Estimates sum, difference, product and quotient of numbers and verifies the same using different strategies like using standard algorithms or breaking a number and then using operation	38
M505	Finds the number corresponding to part of a collection	54
M506	Identifies and forms equivalent fractions of a given fraction	34
M508	Converts fractions into decimals and vice versa	51
M509	Classifies angles into right angle, acute angle, obtuse angle and represents the same by drawing and tracing	45
M512	Relates different commonly used larger and smaller units of length, weight and volume and converts larger units to smaller units and vice versa	42
M513	Estimates the volume of a solid body in known units	26
M514	Applies the four fundamental arithmetic operations in solving problems involving money, length, mass, capacity and time intervals	31
M515	Identifies the pattern in triangular number and square number	31
M516	Collects data related to various daily life situations, represents it in tabular form and as bar graphs and interprets it	59

LO Code	Learning Outcome Class 8	Average Performance (in Percent)
Language		
L813	Read textual/non-textual materials with comprehension and identifies the details, characters, main idea and sequence of ideas and events while reading	50
Mathematics		
M601	Solves problems involving large numbers by applying appropriate operations	28
M606	Solves problems on daily life situations involving addition and subtraction of fractions / decimals	24
M620	Finds out the perimeter and area of rectangular objects in the surroundings like floor of the class room, surfaces of a chalk box etc	24
M621	Arranges given/collected information in the form of table, pictograph and bar graph and interprets them	21
M702	Interprets the division and multiplication of fractions	30
M705	Solves problems related to daily life situations involving rational numbers	26
M706	Uses exponential form of numbers to simplify problems involving multiplication and division of large numbers.	23
M707	Adds/subtracts algebraic expressions	34
M710	Solves problems related to conversion of percentage to fraction and decimal and vice versa	20
M717	Finds out approximate area of closed shapes by using unit square grid/ graph sheet	28
M719	Finds various representative values for simple data from her/his daily life contexts like mean, median and mode	41
M721	Interprets data using bar graph such as consumption of electricity is more in winters than summer	21
M801	Generalises properties of addition, subtraction, multiplication and division of rational numbers through patterns	23
M802	Finds rational numbers between two given rational numbers	31
M803	Proves divisibility rules of 2, 3,4, 5, 6, 9 and 11	36
M804	Finds squares, cubes, square roots and cube roots of numbers using different methods	28
M808	Use various algebraic identities in solving problems of daily life	37
M812	Verifies properties of parallelogram and establishes the relationship between them through reasoning	25
M818	Finds surface area and volume of cuboidal and cylindrical object	27
M819	Draws and interprets bar charts and pie charts	34

LO Code	Learning Outcome Class 8	Average Performance (in Percent)
Science		
SCI703	Classifies materials and organisms based on properties/ characteristics	37
SCI704	Conducts simple investigation to seek answers to queries	30
SCI705	Relates processes and phenomenon with causes	38
SCI708	Measures and calculates e.g., temperature; pulse rate; speed of moving objects; time period of a simple pendulum, etc	26
SCI710	Plots and interprets graphs	25
SCI711	Constructs models using materials from surroundings and explains their working	23
SCI801	Differentiates materials, organism and processes	58
SCI804	Relates processes and phenomenon with causes	31
SCI805	Explains processes and phenomenon	33
SCI807	Measures angles of incidence and reflection, etc	38
SCI811	Applies learning of scientific concepts in day-to-day life	29
SCI813	Makes efforts to protect environment	50
Social Science		
SST605	Identifies latitudes and longitudes, e.g., poles, equator, tropics, States/UTs of India and other neighbouring countries on globe and the world map	49
SST610	Locates important historical sites, places on an outline map of India	22
SST625	Describes the functioning of rural and urban local government bodies in sectors like health and education	33
SST703	Explains preventive actions to be undertaken in the event of disasters	66
SST704	Describes formation of landforms due to various factors	21
SST722	Explains the significance of equality in democracy	39
SST726	Describes the process of election to the legislative assembly	40
SST731	Explains the functioning of media with appropriate examples from newspapers	44
SST733	Differentiates between different kinds of markets	40
SST734	Traces how goods travel through various market places.	35
SST802	Describes major crops, types of farming and agricultural practices in her/his own area/state	50
SST805	Locates distribution of important minerals e.g. coal and mineral oil on the world map	25
SST807	Justifies judicious use of natural resources	60
SST809	Draws interrelationship between types of farming and development in different regions of the world	32

LO Code	Learning Outcome Class 8	Average Performance (in Percent)
SST810	Distinguishes the modern period from the medieval and the ancient periods through the use of sources	41
SST815	Explains the origin, nature and spread of the revolt of 1857 and the lessons learned from it	31
SST816	Analyses the decline of pre-existing urban centers and handicraft industries and the development of new urban centers and industries in India during the colonial period	18
SST818	Analyses the issues related to caste, women, widow remarriage, child marriage, social reforms and the laws and policies of colonial administration towards these issues	32
SST823	Applies the knowledge of the Fundamental Rights to find out about their violation, protection and promotion in a given situation	27
SST827	Describes the process of making a law. (e.g. Domestic Violence Act, RTI Act, RTE Act)	44
SST831	Identifies the role of Government in providing public facilities such as water, sanitation, road, electricity etc., and recognizes their availability	25
SST833	Draws bar diagram to show population of different countries/ India/states	53

Core Team

MHRD

Ms. Rina Ray, Secretary, School Education and Literacy (SE&L)

Shri Anil Swarup, Former Secretary, School Education & Literacy, SE&L, (till 30th June 2018)

Ms. Anita Karwal, Chairperson, CBSE and Chairperson, NCTE

Shri. Maneesh Garg, Joint Secretary, School Education and Literacy (SE&L)

Shri. Girish Chandrashekhar Hosur, Director, School Education and Literacy (SE&L)

Ms. R. Savithri, DDG, Statistics

NCERT

Prof. Hrushikesh Senapaty, Director, NCERT

Prof. Indrani Bhaduri, Head, ESD and National Coordinator NAS

Prof. Sridhar Srivastava, Professor, ESD

Prof. Veer Pal Singh, Professor, ESD

Prof. A.D. Tewari, Professor, ESD

Dr. Pratima Kumari, Associate Professor

Dr. Sukhvinder, Assistant Professor

Dr. Vishal D. Pajankar, Assistant Professor

Dr. Satya Bhushan, Assistant Professor

Dr. Gulfam, Assistant Professor

Shri N.L. Srinivas, Sr. System Analyst

Md. Arif Sadiq, Programmer

Shri Vishwa Bandhu, Programmer

UN ORGANIZATION /EXTERNAL

Dr. Rudra Sahoo, Education Specialist, UNICEF

STATE FUNCTIONARIES

State Directorate of Education, SCERTs, SIEs, DIETs, Schools

Examinations

An examination is a formal test of an individual student's knowledge or proficiency in a subject on the curriculum. The results of examinations apply to individual students, enabling them to progress through school or apply for further education or employment. Taken together, examination results provide an overall snapshot of students' performance at the end of a year of a course of learning at school. Examination results do not indicate the reasons behind high or low achievement of students.

Achievement Surveys

Achievement Surveys provide a measure of learning across a representative sample of students. They allow classification of students at a specific grade level by their ability (what students know and can do) in different subjects on the curriculum. National Achievement Surveys provide a "Health Check" to the education system by analyzing achievement based on a range of background factors (School, home, teachers). They potentially enable policy makers and practitioners to address the challenges to enhance student learning.

For any clarification, Please contact:

Prof. Indrani Bhaduri

Head, Educational Survey Division
Coordinator, National Achievement Survey (NAS)
NCERT, New Delhi

Mobile No: +91 9718106995

Email ID: esdhead@gmail.com

indranibhaduri@gmail.com

www.ncert.nic.in www.schooleduinfo.in