

# Journal of Clinical Microbiology

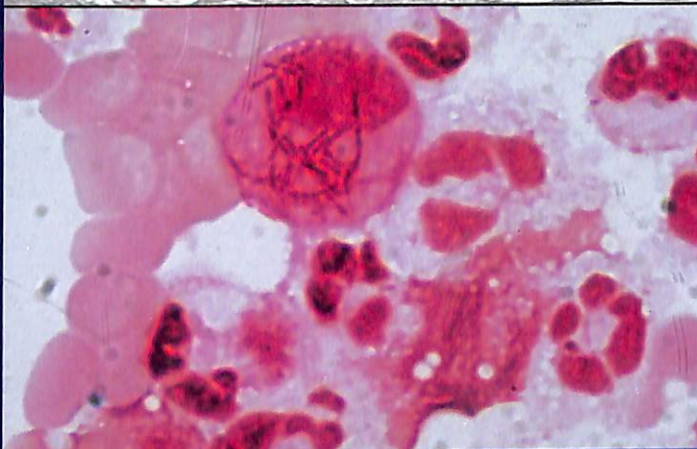
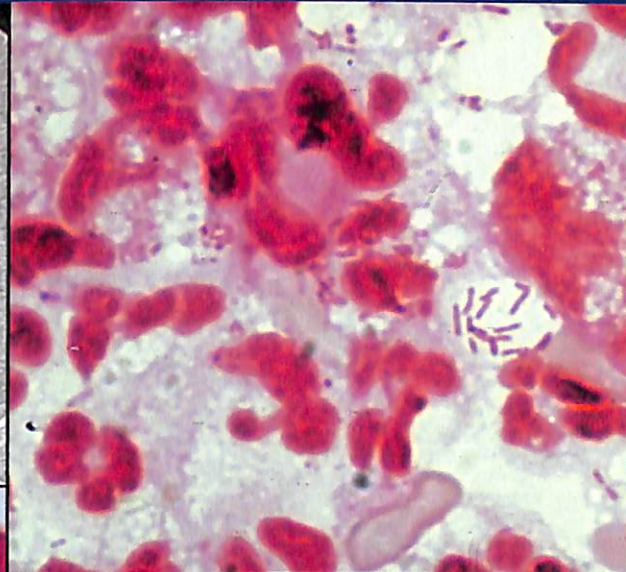


Photo quiz  
(see page 1)

# JCM

January 2017  
Volume 55  
Number 1



Published monthly by the American Society for Microbiology



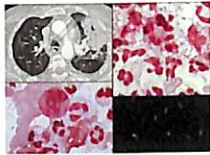


AMERICAN  
SOCIETY FOR  
MICROBIOLOGY

Journal of  
Clinical Microbiology®

**CONTENTS • JANUARY 2017 • VOLUME 55, NO. 1**

**COVER IMAGE**



Cover photograph: See Photo Quiz, p. 1. (Copyright © 2017 American Society for Microbiology. All Rights Reserved.)

**PHOTO QUIZ**

- Photo Quiz: A 44-Year-Old Kidney Transplant Patient with Pneumonia** 1–2  
*Fabrice Compain, Benjamin Rossi, Clémence Richaud, Emmanuel Guerot, Hidayeth Rostane, Sophie Jarraud, Isabelle Podglajen*

- Answer to Photo Quiz** 349–350  
*Fabrice Compain, Benjamin Rossi, Clémence Richaud, Emmanuel Guerot, Hidayeth Rostane, Sophie Jarraud, Isabelle Podglajen*

**EDITORIAL**

- A Rose by Any Other Name: Practical Updates on Microbial Nomenclature for Clinical Microbiology** 3–4  
*Colleen S. Kraft, Alexander J. McAdam, Karen C. Carroll*

**THE BRIEF CASE**

- The Brief Case: Bacteremia Caused by *Helicobacter cinaedi*** 5–9  
*Allen C. Bateman, Susan M. Butler-Wu*
- Closing the Brief Case: Bacteremia Caused by *Helicobacter cinaedi*** 347–348  
*Allen C. Bateman, Susan M. Butler-Wu*

**POINT-COUNTERPOINT**

- Clinical Microbiology Laboratories' Adoption of Culture-Independent Diagnostic Tests Is a Threat to Foodborne-Disease Surveillance in the United States** 10–19  
*Shari Shea, Kristy A. Kubota, Hugh Maguire, Stephen Gladbach, Amy Woron, Robyn Atkinson-Dunn, Marc Roger Couturier, Melissa B. Miller*

**COMMENTARY**

- The Added Cost of Rapid Diagnostic Testing and Active Antimicrobial Stewardship: Is It Worth It?** 20–23  
*Erin McElvania TeKippe*

**MINIREVIEWS**

- What's in a Name? New Bacterial Species and Changes to Taxonomic Status from 2012 through 2015** 24–42  
*Erik Munson, Karen C. Carroll*
- Medical Parasitology Taxonomy Update: January 2012 to December 2015** 43–47  
*P. J. Simner*
- Taxonomic Changes and Additions for Human and Animal Viruses, 2012 to 2015** 48–52  
*Michael J. Loeffelholz, Bradley W. Fenwick*

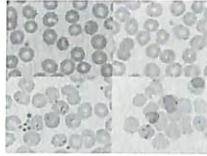


AMERICAN  
SOCIETY FOR  
MICROBIOLOGY

Journal of  
Clinical Microbiology®

**CONTENTS • FEBRUARY 2017 • VOLUME 55, NO. 2**

**COVER IMAGE**



Cover photograph: See Photo Quiz, p. 351. (Copyright © 2017 American Society for Microbiology. All Rights Reserved.)

**PHOTO QUIZ**

**Photo Quiz: A Man with Fever and Headache** 351  
*Allen W. Bryan, Jr., Qinfang Qian, James E. Kirby*

**Answer to Photo Quiz** 660–661  
*Allen W. Bryan, Jr., Qinfang Qian, James E. Kirby*

**THE BRIEF CASE**

**The Brief Case: Central Nervous System Sparganosis in a 53-Year-Old Thai Man** 352–355  
*Abigail L. Carlson, Nattapol Pruetpongpun, Aubonphan Buppajarntham, Pansachee Damronglerd, Neil W. Anderson, Anucha Apisarnthanarak*

**Closing the Brief Case: Central Nervous System Sparganosis in a 53-Year-Old Thai Man** 658–659  
*Abigail L. Carlson, Nattapol Pruetpongpun, Aubonphan Buppajarntham, Pansachee Damronglerd, Neil W. Anderson, Anucha Apisarnthanarak*

**BIOGRAPHICAL FEATURE**

**Lynne S. Garcia, M.S., F(AAM)** 356–359  
*Betty A. Forbes*

**MINIREVIEWS**

**Host-Based Peripheral Blood Gene Expression Analysis for Diagnosis of Infectious Diseases** 360–368  
*Zachary E. Holcomb, Ephraim L. Tsalik, Christopher W. Woods, Micah T. McClain*

**Identification of Molds by Matrix-Assisted Laser Desorption Ionization–Time of Flight Mass Spectrometry** 369–379  
*Maurizio Sanguinetti, Brunella Posteraro*

**Mycobacterial Taxonomy** 380–383  
*Betty A. Forbes*

**BACTERIOLOGY**

**A Novel Selective Medium for Isolation of *Bacteroides fragilis* from Clinical Specimens** 384–390  
*Pak-Leung Ho, Lok-Yan Ho, Chong-Yee Yau, Man-Ki Tong, Kin-Hung Chow*

**Detection of *Clostridium difficile* in Feces of Asymptomatic Patients Admitted to the Hospital** 403–411  
*Elisabeth M. Terveer, Monique J. T. Crobach, Ingrid M. J. G. Sanders, Margreet C. Vos, Cees M. Verduin, Ed J. Kuijper*

<b>Serotype Distribution, Population Structure, and Antimicrobial Resistance of Group B <i>Streptococcus</i> Strains Recovered from Colonized Pregnant Women</b>	412–422
<i>Sarah Teatero, Patricia Ferrieri, Irene Martin, Walter Demczuk, Allison McGeer, Nahuel Fittipaldi, for the Toronto Invasive Bacterial Diseases Network</i>	
<b>Performance of Vitek 2 for Antimicrobial Susceptibility Testing of <i>Acinetobacter baumannii</i>, <i>Pseudomonas aeruginosa</i>, and <i>Stenotrophomonas maltophilia</i> with Vitek 2 (2009 FDA) and CLSI M100S 26th Edition Breakpoints</b>	450–456
<i>April M. Bobenchik, Eszter Deak, Janet A. Hindler, Carmen L. Charlton, Romney M. Humphries</i>	
<b>Improved Accuracy of Cefepime Susceptibility Testing for Extended-Spectrum-Beta-Lactamase-Producing <i>Enterobacteriaceae</i> with an On-Demand Digital Dispensing Method</b>	470–478
<i>Kenneth P. Smith, Thea Brennan-Krohn, Susan Weir, James E. Kirby</i>	
<b>Multicenter Evaluation of a Modified Cefoxitin Disk Diffusion Method and PBP2a Testing To Predict <i>mecA</i>-Mediated Oxacillin Resistance in Atypical <i>Staphylococcus aureus</i></b>	485–494
<i>Shelley A. Miller, James Karichu, Peggy Kohner, Nicolynn Cole, Janet A. Hindler, Robin Patel, Sandra Richter, Romney M. Humphries</i>	
<b>Comparative Evaluation of Four Phenotypic Tests for Detection of Carbapenemase-Producing Gram-Negative Bacteria</b>	510–518
<i>Audrey Noël, Te-Din Huang, Catherine Berhin, Martin Hoebeke, Warda Bouchahrouf, Sami Yunus, Pierre Bogaerts, Yuri Glupczynski</i>	
<b>Clinical Evaluation and Cost Analysis of Great Basin Shiga Toxin Direct Molecular Assay for Detection of Shiga Toxin-Producing <i>Escherichia coli</i> in Diarrheal Stool Specimens</b>	519–525
<i>Matthew L. Faron, Nathan A. Ledebauer, Jessica Connolly, Paul A. Granato, Brenda R. Alkins, Jennifer Dien Bard, Judy A. Daly, Stephen Young, Blake W. Buchan</i>	
<b>Clinical and Microbiological Aspects of <math>\beta</math>-Lactam Resistance in <i>Staphylococcus lugdunensis</i></b>	585–595
<i>Ian H. McHardy, Jennifer Veltman, Janet Hindler, Katia Bruxvoort, Marissa M. Carvalho, Romney M. Humphries</i>	
<b>Evaluation of Correlation between Pretest Probability for <i>Clostridium difficile</i> Infection and <i>Clostridium difficile</i> Enzyme Immunoassay Results</b>	596–605
<i>Jennie H. Kwon, Kimberly A. Reske, Tiffany Hink, Carey-Ann D. Burnham, Erik R. Dubberke</i>	
<b>Identification of <i>Escherichia coli</i> and <i>Shigella</i> Species from Whole-Genome Sequences</b>	616–623
<i>Marie A. Chattaway, Ulf Schaefer, Rediat Tewolde, Timothy J. Dallman, Claire Jenkins</i>	
<b>MYCOBACTERIOLOGY AND AEROBIC ACTINOMYCETES</b>	
<b>Highly Multiplexed Proteomic Analysis of Quantiferon Supernatants To Identify Biomarkers of Latent Tuberculosis Infection</b>	391–402
<i>Mary Ann De Groote, Michael Higgins, Thomas Hraha, Kirsten Wall, Michael L. Wilson, David G. Sterling, Nebojsa Janjic, Randall Reves, Urs A. Ochsner, Robert Belknap</i>	



<b>Whole-Genome Sequencing of <i>Mycobacterium tuberculosis</i> Provides Insight into the Evolution and Genetic Composition of Drug-Resistant Tuberculosis in Belarus</b>	457–469
<i>Kurt R. Wollenberg, Christopher A. Desjardins, Aksana Zalutskaya, Vervara Slodovnikova, Andrew J. Oler, Mariam Quiñones, Thomas Abeel, Sinead B. Chapman, Michael Tartakovsky, Andrei Gabrielian, Sven Hoffner, Aliaksandr Skrahin, Bruce W. Birren, Alexander Rosenthal, Alena Skrahina, Ashlee M. Earl</i>	
<b>Emergence of <i>mmpT5</i> Variants during Bedaquiline Treatment of <i>Mycobacterium intracellulare</i> Lung Disease</b>	574–584
<i>David C. Alexander, Ravikiran Vasireddy, Sruthi Vasireddy, Julie V. Phillely, Barbara A. Brown-Elliott, Benjamin J. Perry, David E. Griffith, Jeana L. Benwill, Andrew D. S. Cameron, Richard J. Wallace, Jr.</i>	
<b>Matrix-Assisted Laser Desorption Ionization–Time of Flight Mass Spectrometry for Combined Species Identification and Drug Sensitivity Testing in <i>Mycobacteria</i></b>	624–634
<i>Pieter-Jan Ceysens, Karine Soetaert, Markus Timke, An Van den Bossche, Katrin Sparbier, Koen De Cremer, Markus Kostrzewa, Marijke Hendrickx, Vanessa Mathys</i>	
MYCOLOGY	
<b>Coelomycetous Fungi in the Clinical Setting: Morphological Convergence and Cryptic Diversity</b>	552–567
<i>Nicomedes Valenzuela-Lopez, Deanna A. Sutton, José F. Cano-Lira, Katihuska Paredes, Nathan Wiederhold, Josep Guarro, Alberto M. Stchigel</i>	
PARASITOLOGY	
<b>Field Validation of SYBR Green- and TaqMan-Based Real-Time PCR Using Biopsy and Swab Samples To Diagnose American Tegumentary Leishmaniasis in an Area Where <i>Leishmania (Viannia) braziliensis</i> Is Endemic</b>	526–534
<i>Ciro Martins Gomes, Mariana Vicente Cesetti, Natália Aparecida de Paula, Sebastián Vernal, Gaurav Gupta, Raimunda Nonata Ribeiro Sampaio, Ana Maria Roselino</i>	
VIROLOGY	
<b>Progress in Quantitative Viral Load Testing: Variability and Impact of the WHO Quantitative International Standards</b>	423–430
<i>R. T. Hayden, Y. Sun, L. Tang, G. W. Procop, D. R. Hillyard, B. A. Pinsky, S. A. Young, A. M. Caliendo, for the College of American Pathologists Microbiology Resource Committee</i>	
<b>Performance Characteristics of a New Consensus Commercial Kit for Hepatitis D Virus RNA Viral Load Quantification</b>	431–441
<i>Frédéric Le Gal, Samira Dziri, Athenais Gerber, Chakib Alloui, Zahia Ben Abdesselam, Dominique Roulot, Ségolène Brichler, Emmanuel Gordien</i>	
<b>Superiority of Digital Reverse Transcription-PCR (RT-PCR) over Real-Time RT-PCR for Quantitation of Highly Divergent Human Rhinoviruses</b>	442–449
<i>Ruth Hall Sedlak, Thuy Nguyen, Isabel Palileo, Keith R. Jerome, Jane Kuypers</i>	
<b>Performance Evaluation of Allplex Respiratory Panels 1, 2, and 3 for Detection of Respiratory Viruses and Influenza A Virus Subtypes</b>	479–484
<i>Hee Jae Huh, Ji-Youn Kim, Hyeon Jeong Kwon, Sun Ae Yun, Myoung-Keun Lee, Nam Yong Lee, Jong-Won Kim, Chang-Seok Ki</i>	

<b>Assessment of a Novel Automatic Real-Time PCR Assay on the Cobas 4800 Analyzer as a Screening Platform for Hepatitis C Virus Genotyping in Clinical Practice: Comparison with Massive Sequencing</b>	<b>504–509</b>
<i>Leonardo Nieto-Aponte, Josep Quer, Alicia Ruiz-Ripa, David Taberner, Carolina Gonzalez, Josep Gregori, Marta Vila, Miriam Asensio, Damir Garcia-Cehic, Gerardo Ruiz, Qian Chen, Laura Ordeig, Meritxell Llorens, Montserrat Saez, Juan I. Esteban, Rafael Esteban, Maria Buti, Tomas Pumarola, Francisco Rodriguez-Frias</i>	
<b>Zika Virus Testing Considerations: Lessons Learned from the First 80 Real-Time Reverse Transcription-PCR-Positive Cases Diagnosed in New York State</b>	<b>535–544</b>
<i>Kirsten St. George, Inderbir S. Sohi, Elizabeth M. Dufort, Amy B. Dean, Jennifer L. White, Ronald Limberger, Jamie N. Sommer, Stephanie Ostrowski, Susan J. Wong, P. Bryon Backenson, Daniel Kuhles, Debra Blog, Jill Taylor, Brad Hutton, Howard A. Zucker</i>	
<b>Validation of Autoclave Protocols for Successful Decontamination of Category A Medical Waste Generated from Care of Patients with Serious Communicable Diseases</b>	<b>545–551</b>
<i>Brian T. Garibaldi, Mallory Reimers, Neysa Ernst, Gregory Bova, Elaine Nowakowski, James Bukowski, Brandon C. Ellis, Chris Smith, Lauren Sauer, Kim Dionne, Karen C. Carroll, Lisa L. Maragakis, Nicole M. Parrish</i>	
<b>Stability Study of Cervical Specimens Collected by Swab and Stored Dry Followed by Human Papillomavirus DNA Detection Using the cobas 4800 Test</b>	<b>568–573</b>
<i>Chun-Qing Lin, Xi Zeng, Jian-Feng Cui, Guang-Dong Liao, Ze-Ni Wu, Qian-Qian Gao, Xun Zhang, Xiu-Zhang Yu, Wen Chen, Ming-Rong Xi, You-Lin Qiao</i>	
<b>High-Throughput Next-Generation Sequencing of Polioviruses</b>	<b>606–615</b>
<i>Anna M. Montmayeur, Terry Fei Fan Ng, Alexander Schmidt, Kun Zhao, Laura Magaña, Jane Iber, Christina J. Castro, Qi Chen, Elizabeth Henderson, Edward Ramos, Jing Shaw, Roman L. Tatusov, Naomi Dybdahl-Sissoko, Marie Claire Endegue-Zanga, Johnson A. Adeniji, M. Steven Oberste, Cara C. Burns</i>	
<b>IMMUNOASSAYS</b>	
<b>Use of Recombinant Antigens for Sensitive Serodiagnosis of American Tegumentary Leishmaniasis Caused by Different <i>Leishmania</i> Species</b>	<b>495–503</b>
<i>Camila Massae Sato, Maria Carmen Arroyo Sanchez, Beatriz Julieta Celeste, Malcolm S. Duthie, Jeffrey Guderian, Steven G. Reed, Maria Edileuza Felinto de Brito, Marliane Batista Campos, Helia Valeria de Souza Encarnação, Jorge Guerra, Tirza Gabrielle Ramos de Mesquita, Suzana Kanawati Pinheiro, Rajendranath Ramasawmy, Fernando Tobias Silveira, Marina de Assis Souza, Hiro Goto</i>	
<b>LETTERS TO THE EDITOR</b>	
<b>Focus on MRSA/SA SSTI Assay Failure in Prosthetic Joint Infections: 213 Consecutive Patients Later</b>	<b>635–637</b>
<i>Marie Titécat, Frédéric Wallet, Olivier Robineau, Michel Valette, Henri Migaud, Eric Senneville, Caroline Loïez</i>	
<b>Can Multidrug-Resistant <i>Candida auris</i> Be Reliably Identified in Clinical Microbiology Laboratories?</b>	<b>638–640</b>
<i>Masako Mizusawa, Heather Miller, Rachel Green, Richard Lee, Mariann Durante, Rosalie Perkins, Caroline Hewitt, Patricia J. Simner, Karen C. Carroll, Randall T. Hayden, Sean X. Zhang</i>	



<b>Inadequate Differentiation of <i>Theileria orientalis</i> Genotypes <i>buffeli</i> and <i>ikedai</i> in a Multiplexed Tandem PCR (MT-PCR) Assay Using the <i>p23</i> Gene as a Marker</b>	<b>641–644</b>
<i>Hagos Gebrekidan, Robin B. Gasser, Abdul Jabbar</i>	
<b>Sequence Type 631 <i>Vibrio parahaemolyticus</i>, an Emerging Foodborne Pathogen in North America</b>	<b>645–648</b>
<i>Feng Xu, Narjol Gonzalez-Escalona, Julie Haendiges, Robert A. Myers, Jana Ferguson, Tracy Stiles, Eric Hickey, Michael Moore, John Michael Hickey, Christopher Schillaci, Lourn Mank, Kristin DeRosia-Banick, Nicholas Matluk, Amy Robbins, Robert P. Sebra, Vaughn S. Cooper, Stephen H. Jones, Cheryl A. Whistler</i>	
<b>The <i>groEL</i> Gene Is a Promising Target for Species-Level Identification of <i>Tsukamurella</i></b>	<b>649–653</b>
<i>Jade L. L. Teng, Ying Tang, Tsz Ho Chiu, Candy L. W. Cheung, Antonio H. Y. Ngan, Cheung Ngai, Samson S. Y. Wong, Tak-Lun Que, Susanna K. P. Lau, Patrick C. Y. Woo</i>	
<b>Noncarbapenemase OXA-48 Variants (OXA-163 and OXA-405) Falsely Detected as Carbapenemases by the <math>\beta</math> Carba Test</b>	<b>654–655</b>
<i>Laurent Dortet, Thierry Naas</i>	
<b>Reply to “Noncarbapenemase OXA-48 Variants (OXA-163 and OXA-405) Falsely Detected as Carbapenemases by the <math>\beta</math> Carba Test”</b>	<b>656–657</b>
<i>Guillaume Arlet, Dominique Decré, Marie Lavollay, Isabelle Podglajen</i>	



AMERICAN  
SOCIETY FOR  
MICROBIOLOGY

Journal of  
Clinical Microbiology®

CONTENTS • MARCH 2017 • VOLUME 55, NO. 3

COVER IMAGE



Cover photograph: See Photo Quiz, p. 663. (Copyright © 2017 American Society for Microbiology. All Rights Reserved.)

PHOTO QUIZ

**Photo Quiz: An 88-Year-Old Immunosuppressed Thai Man with Diarrhea, Septic Shock, and Rashes** 663–664

*Nattapol Pruetpongpun, Pansachee Damronglerd, Worapop Suthiwartnarueput, Sasinuch Rujanavej, Thana Khawcharoenporn, William Michael Dunne, Anucha Apisarnthanarak*

**Answer to Photo Quiz** 988–989

*Nattapol Pruetpongpun, Pansachee Damronglerd, Worapop Suthiwartnarueput, Sasinuch Rujanavej, Thana Khawcharoenporn, William Michael Dunne, Anucha Apisarnthanarak*

THE BRIEF CASE

**The Brief Case: *Anaerobiospirillum succiniciproducens* Bacteremia and Pyomyositis** 665–669

*David J. Epstein, Kristina Ernst, Robert Rogers, Ellie Carmody, Maria Agüero-Rosenfeld*

**Closing the Brief Case: *Anaerobiospirillum succiniciproducens* Bacteremia and Pyomyositis** 986–987

*David J. Epstein, Kristina Ernst, Robert Rogers, Ellie Carmody, Maria Agüero-Rosenfeld*

POINT-COUNTERPOINT

**Point-Counterpoint: What Is the Optimal Approach for Detection of *Clostridium difficile* Infection?** 670–680

*Ferric C. Fang, Christopher R. Polage, Mark H. Wilcox*

COMMENTARIES

**The Ongoing Genetic Adaptation of *Streptococcus pneumoniae*** 681–685

*Sandra S. Richter, Daniel M. Musher*

**Progress towards Rapid Detection of Measles Vaccine Strains: a Tool To Inform Public Health Interventions** 686–689

*Jill K. Hacker*

**A New Development in *Trypanosoma cruzi* Detection** 690–692

*Herbert B. Tanowitz, Louis M. Weiss*

MINIREVIEWS

**Testing for Cytomegalovirus in Pregnancy** 693–702

*Alda Saldan, Gabriella Forner, Carlo Mengoli, Nadia Gussetti, Giorgio Palù, Davide Abate*



<b>Integrating Advanced Molecular Technologies into Public Health</b>	<b>703–714</b>
<i>Marta Gwinn, Duncan R. MacCannell, Rima F. Khabbaz</i>	
<b>Implementation of Rapid Molecular Infectious Disease Diagnostics: the Role of Diagnostic and Antimicrobial Stewardship</b>	<b>715–723</b>
<i>Kevin Messacar, Sarah K. Parker, James K. Todd, Samuel R. Dominguez</i>	
<b>BACTERIOLOGY</b>	
<b>Emergence of Multidrug-Resistant Pneumococcal Serotype 35B among Children in the United States</b>	<b>724–734</b>
<i>Liset Olarte, Sheldon L. Kaplan, William J. Barson, José R. Romero, Philana Ling Lin, Tina Q. Tan, Jill A. Hoffman, John S. Bradley, Laurence B. Givner, Edward O. Mason, Kristina G. Hultén</i>	
<b>Evaluation of Pyrrolidonyl Arylamidase Activity in <i>Staphylococcus delphini</i></b>	<b>859–864</b>
<i>Samantha T. Compton, Stephen A. Kania, Amy E. Robertson, Sara D. Lawhon, Stephen G. Jenkins, Lars F. Westblade, David A. Bemis</i>	
<b>Comparison of Phenotypic Tests and an Immunochromatographic Assay and Development of a New Algorithm for Detection of OXA-48-like Carbapenemases</b>	<b>877–883</b>
<i>Florian Koroska, Stephan Göttig, Martin Kaase, Jörg Steinmann, Sören Gatermann, Julian Sommer, Thorsten Wille, Georg Plum, Axel Hamprecht</i>	
<b>High Interlaboratory Reproducibility and Accuracy of Next-Generation-Sequencing-Based Bacterial Genotyping in a Ring Trial</b>	<b>908–913</b>
<i>Alexander Mellmann, Paal Skytt Andersen, Stefan Bletz, Alexander W. Friedrich, Thomas A. Kohl, Berit Lilje, Stefan Niemann, Karola Prior, John W. Rossen, Dag Harmsen</i>	
<b>Improved Differentiation of <i>Streptococcus pneumoniae</i> and Other <i>S. mitis</i> Group Streptococci by MALDI Biotyper Using an Improved MALDI Biotyper Database Content and a Novel Result Interpretation Algorithm</b>	<b>914–922</b>
<i>Inka Harju, Christoph Lange, Markus Kostrzewa, Thomas Maier, Kaisu Rantakokko-Jalava, Marjo Haanperä</i>	
<b>The Bactec FX Blood Culture System Detects <i>Brucella melitensis</i> Bacteremia in Adult Patients within the Routine 1-Week Incubation Period</b>	<b>942–946</b>
<i>Moshe Sagi, Lior Nesher, Pablo Yagupsky</i>	
<b>Optical Screening for Rapid Antimicrobial Susceptibility Testing and for Observation of Phenotypic Diversity among Strains of the Genetically Clonal Species <i>Bacillus anthracis</i></b>	<b>959–970</b>
<i>Heather P. McLaughlin, Amy S. Gargis, Pierre Michel, David Sue, Linda M. Weigel</i>	
<b>CHLAMYDIODOLOGY AND RICKETTSIOLOGY</b>	
<b>Stability Studies on Dry Swabs and Wet Mailed Swabs for Detection of <i>Chlamydia trachomatis</i> and <i>Neisseria gonorrhoeae</i> in Aptima Assays</b>	<b>971–977</b>
<i>Jeanne Moncada, Carey B. Clark, Jeffrey Holden, Edward W. Hook III, Charlotte A. Gaydos, Julius Schachter</i>	

SUBSCRIBED



## MYCOBACTERIOLOGY AND AEROBIC ACTINOMYCETES

- Evaluation of the GenoType MTBDRsl Version 2.0 Assay for Second-Line Drug Resistance Detection of *Mycobacterium tuberculosis* Isolates in South Africa** 791–800  
*Y. Gardee, A. W. Dreyer, H. J. Koornhof, S. V. Omar, P. da Silva, Z. Bhyat, N. A. Ismail*
- Levels of Antibody against Glycopeptidolipid Core as a Marker for Monitoring Treatment Response in *Mycobacterium avium* Complex Pulmonary Disease: a Prospective Cohort Study** 884–892  
*Seigo Kitada, Ryoji Maekura, Kenji Yoshimura, Keisuke Miki, Mari Miki, Yohei Oshitani, Kohei Nishida, Nobuhiko Sawa, Masahide Mori, Kazuo Kobayashi*

## MYCOLOGY

- Characterization of *Metarhizium viride* Mycosis in Veiled Chameleons (*Chamaeleo calytratus*), Panther Chameleons (*Furcifer pardalis*), and Inland Bearded Dragons (*Pogona vitticeps*)** 832–843  
*Volker Schmidt, Linus Klasen, Juliane Schneider, Jens Hübel, Michael Pees*
- Enhanced Antibody Detection and Diagnosis of Coccidioidomycosis with the MiraVista IgG and IgM Detection Enzyme Immunoassay** 893–901  
*Joshua Malo, Eric Holbrook, Tirdad Zangeneh, Chris Strawter, Eyal Oren, Ian Robey, Heidi Erickson, Racquel Chahal, Michelle Durkin, Cindy Thompson, Susan E. Hoover, Neil M. Ampel, L. Joseph Wheat, Kenneth S. Knox*
- Multilocus Phylogeny and Antifungal Susceptibility of *Aspergillus* Section *Circumdati* from Clinical Samples and Description of *A. pseudosclerotiorum* sp. nov.** 947–958  
*J. P. Z. Siqueira, D. A. Sutton, J. Gené, D. García, N. Wiederhold, S. W. Peterson, J. Guarro*

## PARASITOLOGY

- Evaluation of the Parasight Platform for Malaria Diagnosis** 768–775  
*Yochay Eshel, Arnon Hour-Yafin, Hagai Benkuzari, Natalie Lezmy, Mamta Soni, Malini Charles, Jayanthi Swaminathan, Hilda Solomon, Pavithra Sampathkumar, Zul Premji, Caroline Mbithi, Zaitun Nneka, Simon Onsongo, Daniel Maina, Sarah Levy-Schreier, Caitlin Lee Cohen, Dan Gluck, Joseph Joel Pollak, Seth J. Salpeter*
- Genomic Variation in IbA10G2 and Other Patient-Derived *Cryptosporidium hominis* Subtypes** 844–858  
*Per Sikora, Sofia Andersson, Jadwiga Winiiecka-Krusnell, Björn Hallström, Cecilia Alsmark, Karin Troell, Jessica Beser, Romanico B. G. Arrighi*

## VIROLOGY

- Rapid Identification of Measles Virus Vaccine Genotype by Real-Time PCR** 735–743  
*Felicia Roy, Lillian Mendoza, Joanne Hiebert, Rebecca J. McNall, Bettina Bankamp, Sarah Connolly, Amy Lüdde, Nicole Friedrich, Annette Mankertz, Paul A. Rota, Alberto Severini*
- Ebola Preparedness: Diagnosis Improvement Using Rapid Approaches for Proficiency Testing** 783–790  
*Katherine A. Lau, Torsten Theis, Joanna Gray, William D. Rawlinson*



<b>Universal Human Papillomavirus Typing Assay: Whole-Genome Sequencing following Target Enrichment</b>	<b>811–823</b>
<i>Tengguo Li, Elizabeth R. Unger, Dhvani Batra, Mili Sheth, Martin Steinau, Jean Jasinski, Jennifer Jones, Mangalathu S. Rajeevan</i>	
<b>Copy Number Heterogeneity of JC Virus Standards</b>	<b>824–831</b>
<i>Alexander L. Greninger, Allen C. Bateman, Ederlyn E. Atienza, Sharon Wendt, Negar Makhsous, Keith R. Jerome, Linda Cook</i>	
<b>Calibration of BK Virus Nucleic Acid Amplification Testing to the 1st WHO International Standard for BK Virus</b>	<b>923–930</b>
<i>Susanna K. Tan, Stephen Milligan, Malaya K. Sahoo, Nathaniel Taylor, Benjamin A. Pinsky</i>	
<b>IMMUNOASSAYS</b>	
<b>Characterization and Diagnostic Application of <i>Trypanosoma cruzi</i> Trypomastigote Excreted-Secreted Antigens Shed in Extracellular Vesicles Released from Infected Mammalian Cells</b>	<b>744–758</b>
<i>Norma L. Bautista-López, Momar Ndao, Fabio Vasquez Camargo, Takeshi Nara, Takeshi Annoura, Darryl B. Hardie, Christoph H. Borchers, Armando Jardim</i>	
<b>CLINICAL VETERINARY MICROBIOLOGY</b>	
<b>Detection of Tilapia Lake Virus in Clinical Samples by Culturing and Nested Reverse Transcription-PCR</b>	<b>759–767</b>
<i>Japhette Esther Kembou Tsofack, Rachel Zamostiano, Salsabeel Watted, Asaf Berkowitz, Ezra Rosenbluth, Nischay Mishra, Thomas Briese, W. Ian Lipkin, Richard M. Kabuusu, Hugh Ferguson, Jorge del Pozo, Avi Eldar, Eran Bacharach</i>	
<b>A Unique Capsule Locus in the Newly Designated <i>Actinobacillus pleuropneumoniae</i> Serovar 16 and Development of a Diagnostic PCR Assay</b>	<b>902–907</b>
<i>Janine T. Bossé, Yanwen Li, Rita Sárközi, Marcelo Gottschalk, Øystein Angen, Katerina Nedbalcova, Andrew N. Rycroft, László Fodor, Paul R. Langford</i>	
<b>EPIDEMIOLOGY</b>	
<b>Nosocomial Outbreak of Drug-Resistant <i>Streptococcus pneumoniae</i> Serotype 9V in an Adult Respiratory Medicine Ward</b>	<b>776–782</b>
<i>Elita Jauneikaite, Zareena Khan-Orakzai, Georgia Kapatai, Susannah Bloch, Julie Singleton, Sara Atkin, Victoria Shah, James Hatcher, Dunisha Samarasinghe, Carmen Sheppard, Norman K. Fry, Giovanni Satta, Shiranee Sriskandan</i>	
<b>Molecular Epidemiology of <i>Clostridium difficile</i> Infection in Hospitalized Patients in Eastern China</b>	<b>801–810</b>
<i>Dazhi Jin, Yun Luo, Chen Huang, Jian Cai, Julian Ye, Yi Zheng, Liqian Wang, Peng Zhao, Anbing Liu, Weijia Fang, Xianjun Wang, Shichang Xia, Jianmin Jiang, Yi-Wei Tang</i>	
<b>Comparative Genome Analysis and Global Phylogeny of the Toxin Variant <i>Clostridium difficile</i> PCR Ribotype 017 Reveals the Evolution of Two Independent Sublineages</b>	<b>865–876</b>
<i>M. D. Cairns, M. D. Preston, C. L. Hall, D. N. Gerding, P. M. Hawkey, H. Kato, H. Kim, E. J. Kuijper, T. D. Lawley, H. Pituch, S. Reid, B. Kullin, T. V. Riley, K. Solomon, P. J. Tsai, J. S. Weese, R. A. Stabler, B. W. Wren</i>	

<b>Singleton Sequence Type 382, an Emerging Clonal Group of <i>Listeria monocytogenes</i> Associated with Three Multistate Outbreaks Linked to Contaminated Stone Fruit, Caramel Apples, and Leafy Green Salad</b>	<b>931–941</b>
<i>Yi Chen, Yan Luo, James Pettengill, Ruth Timme, David Melka, Matthew Doyle, Alikeh Jackson, Mickey Parish, Thomas S. Hammack, Marc W. Allard, Eric W. Brown, Errol A. Strain</i>	
<b>LETTERS TO THE EDITOR</b>	
<b>Evaluation of a Commercial Multiplex Quantitative PCR (qPCR) Assay for Simultaneous Detection of <i>Mycoplasma genitalium</i> and Macrolide Resistance-Associated Mutations in Clinical Specimens</b>	<b>978–979</b>
<i>Chloé Le Roy, Nadège Hénin, Cécile Bébéar, Sabine Pereyre</i>	
<b><i>Burkholderia pseudomallei</i>: Challenges for the Clinical Microbiology Laboratory—a Response from the Front Line</b>	<b>980–982</b>
<i>David A. B. Dance, Direk Limmathurotsakul, Bart J. Currie</i>	
<b>Reply to “<i>Burkholderia pseudomallei</i>: Challenges for the Clinical Microbiology Laboratory—a Response from the Front Line”</b>	<b>983–984</b>
<i>Peera Hemarajata, Romney M. Humphries</i>	
<b>AUTHOR CORRECTION</b>	
<b>Correction for Vasireddy et al., <i>Mycobacterium arupense</i>, <i>Mycobacterium heraklionense</i>, and a Newly Proposed Species, “<i>Mycobacterium virginense</i>” sp. nov., but Not <i>Mycobacterium nonchromogenicum</i>, as Species of the <i>Mycobacterium terrae</i> Complex Causing Tenosynovitis and Osteomyelitis</b>	<b>985</b>
<i>Ravikiran Vasireddy, Sruthi Vasireddy, Barbara A. Brown-Elliott, Nancy L. Wengenack, Uzoamaka A. Eke, Jeana L. Benwill, Christine Turenne, Richard J. Wallace, Jr.</i>	



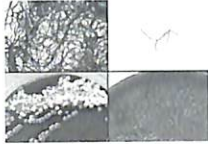


AMERICAN  
SOCIETY FOR  
MICROBIOLOGY

Journal of  
Clinical Microbiology®

CONTENTS • APRIL 2017 • VOLUME 55, NO. 4

COVER IMAGE



Cover photograph: See Photo Quiz, p. 991. (Copyright © 2017 American Society for Microbiology. All Rights Reserved.)

PHOTO QUIZ

**Photo Quiz: Is Gardening Dangerous?** 991

*Frédéric Schramm, Guillaume Prunières, Chihab-Eddine Taleb, Jeannot Gaudias, Mariam Meddeb, Antoine Grillon, Philippe Liverneaux, Benoît Jaulhac*

**Answer to Photo Quiz** 1228–1229

*Frédéric Schramm, Guillaume Prunières, Chihab-Eddine Taleb, Jeannot Gaudias, Mariam Meddeb, Antoine Grillon, Philippe Liverneaux, Benoît Jaulhac*

THE BRIEF CASE

**The Brief Case: Benign Rectal Polyp with *Schistosoma mansoni*** 992–995

*Mohsin Jamal, Omar Rayes, Linoj Samuel, Robert Tibbetts, Jason D. Pimentel*

**Closing the Brief Case: Benign Rectal Polyp with *Schistosoma mansoni*** 1226–1227

*Mohsin Jamal, Omar Rayes, Linoj Samuel, Robert Tibbetts, Jason D. Pimentel*

COMMENTARY

**Rising Stakes for Health Care-Associated Infection Prevention: Implications for the Clinical Microbiology Laboratory** 996–1001

*Daniel J. Diekema*

MINIREVIEWS

**Laboratory Testing of Donors and Stool Samples for Fecal Microbiota Transplantation for Recurrent *Clostridium difficile* Infection** 1002–1010

*Michael H. Woodworth, Emma M. Neish, Nancy S. Miller, Tanvi Dhere, Eileen M. Burd, Cynthia Carpentieri, Kaitlin L. Sitchenko, Colleen S. Kraft*

**Online Databases for Taxonomy and Identification of Pathogenic Fungi and Proposal for a Cloud-Based Dynamic Data Network Platform** 1011–1024

*Peralam Yegneswaran Prakash, Laszlo Irinyi, Catriona Halliday, Sharon Chen, Vincent Robert, Wieland Meyer*

BACTERIOLOGY

**Antimicrobial Susceptibility Patterns among a Large, Nationwide Cohort of *Abiotrophia* and *Granulicatella* Clinical Isolates** 1025–1031

*Kunatum Prasadthratsint, Mark A. Fisher*

**Comparison of 11 Phenotypic Assays for Accurate Detection of Carbapenemase-Producing *Enterobacteriaceae*** 1046–1055

*Pranita D. Tamma, Belita N. A. Opene, Andrew Gluck, Krizia K. Chambers, Karen C. Carroll, Patricia J. Simner*

<b>Rapid Aminoglycoside NP Test for Rapid Detection of Multiple Aminoglycoside Resistance in <i>Enterobacteriaceae</i></b>	<b>1074–1079</b>
<i>Patrice Nordmann, Aurélie Jayol, Jan Dobias, Laurent Poirel</i>	
<b>Multicenter Evaluation of the Portrait Staph ID/R Blood Culture Panel for Rapid Identification of Staphylococci and Detection of the <i>mecA</i> Gene</b>	<b>1140–1146</b>
<i>Gerald A. Denys, Vanessa Collazo-Velez, Stephen Young, Judy A. Daly, Marc Roger Couturier, Matthew L. Faron, Blake W. Buchan, Nathan Ledebor</i>	
<b>Prevalence of <i>Fusobacterium necrophorum</i> in Children Presenting with Pharyngitis</b>	<b>1147–1153</b>
<i>Tam T. Van, Laura M. Cox, Mike E. Cox, Jennifer Dien Bard</i>	
<b>Is Follow-Up Testing with the FilmArray Gastrointestinal Multiplex PCR Panel Necessary?</b>	<b>1154–1161</b>
<i>Sholhui Park, Matthew M. Hitchcock, Carlos A. Gomez, Niaz Banaei</i>	
<b>Diagnostic Accuracy of Cerebrospinal Fluid Procalcitonin in Bacterial Meningitis Patients with Empiric Antibiotic Pretreatment</b>	<b>1193–1204</b>
<i>Wen Li, Xiaolong Sun, Fang Yuan, Qiong Gao, Yue Ma, Yongli Jiang, Xiai Yang, Fang Yang, Lei Ma, Wen Jiang</i>	
<b>Calprotectin as a Biomarker for Melioidosis Disease Progression and Management</b>	<b>1205–1210</b>
<i>Mohan Natesan, Enoka Corea, Shivankari Krishnananthasivam, Harindra Darshana Sathkumara, Jennifer L. Dankmeyer, Beverly K. Dyas, Kei Amemiya, Aruna Dharshan De Silva, Robert G. Ulrich</i>	
<b>MYCOBACTERIOLOGY AND AEROBIC ACTINOMYCETES</b>	
<b>FIND Tuberculosis Strain Bank: a Resource for Researchers and Developers Working on Tests To Detect <i>Mycobacterium tuberculosis</i> and Related Drug Resistance</b>	<b>1066–1073</b>
<i>Belay Tessema, Pamela Nabeta, Eloise Valli, Audrey Albertini, Jimena Collantes, Nguyen Huu Lan, Elena Romancenco, Nestani Tukavdze, Claudia M. Denkinge, David L. Dolinger</i>	
<b>MYCOLOGY</b>	
<b>Investigation of a <i>Candida guilliermondii</i> Pseudo-outbreak Reveals a Novel Source of Laboratory Contamination</b>	<b>1080–1089</b>
<i>James E. Kirby, Westyn Branch-Elliman, Mary T. LaSalvia, Lorinda Longhi, Matthew MacKechnie, Grigoriy Urman, Linda M. Baldini, Fatima R. Muriel, Bernadette Sullivan, David S. Yassa, Howard S. Gold, Trevor K. Wagner, Daniel J. Diekema, Sharon B. Wright</i>	
<b>Molecular and Matrix-Assisted Laser Desorption Ionization–Time of Flight Mass Spectrometry–Based Characterization of Clinically Significant Melanized Fungi in India</b>	<b>1090–1103</b>
<i>Ashutosh Singh, Pradeep Kumar Singh, Anil Kumar, Jagdish Chander, Geetika Khanna, Pradip Roy, Jacques F. Meis, Anuradha Chowdhary</i>	
<b>Use of Selective Fungal Culture Media Increases Rates of Detection of Fungi in the Respiratory Tract of Cystic Fibrosis Patients</b>	<b>1122–1130</b>
<i>Gina Hong, Heather B. Miller, Sarah Allgood, Richard Lee, Noah Lechtzin, Sean X. Zhang</i>	

SUBSCRIBED





<b>Rapid Identification of Clinically Relevant Members of the Genus <i>Exophiala</i> by Matrix-Assisted Laser Desorption Ionization–Time of Flight Mass Spectrometry and Description of Two Novel Species, <i>Exophiala campbellii</i> and <i>Exophiala lavatrina</i></b>	1162–1176
<i>Andrew M. Borman, Mark Fraser, Adrien Szekely, Daniel E. Larcombe, Elizabeth M. Johnson</i>	
<b>VIROLOGY</b>	
<b>Evaluation of Alere i RSV for Rapid Detection of Respiratory Syncytial Virus in Children Hospitalized with Acute Respiratory Tract Infection</b>	1032–1036
<i>Rebecca Marie Peters, Sarah Valerie Schnee, Julia Tabatabai, Paul Schnitzler, Johannes Pfeil</i>	
<b>Multicenter Comparison Study of both Analytical and Clinical Performance across Four Roche Hepatitis C Virus RNA Assays Utilizing Different Platforms</b>	1131–1139
<i>Johannes Vermehren, Evelyn Stelzl, Benjamin Maasoumy, Veronique Michel-Treil, Caterina Berkowski, Ed G. Marins, Ellen E. Paxinos, Enrique Marino, Heiner Wedemeyer, Christoph Sarrazin, Harald H. Kessler</i>	
<b>A Simple and Reliable Strategy for BK Virus Subtyping and Subgrouping</b>	1177–1185
<i>Virginie Morel, Elodie Martin, Catherine François, François Helle, Justine Faucher, Thomas Mourez, Gabriel Choukroun, Gilles Duverlie, Sandrine Castelain, Etienne Brochot</i>	
<b>European Multicenter Study on Analytical Performance of DxN Veris System HCV Assay</b>	1186–1192
<i>Patrick Braun, Rafael Delgado, Monica Drago, Diana Fanti, Hervé Fleury, Maria Rita Gismondo, Jörg Hofmann, Jacques Izopet, Sebastian Kühn, Alessandra Lombardi, Maria Angeles Marcos, Karine Sauné, Siobhan O’Shea, Alfredo Pérez-Rivilla, John Ramble, Pascale Trimoulet, Jordi Vila, Duncan Whittaker, Alain Artus, Daniel W. Rhodes</i>	
<b>The New Aptima HBV Quant Real-Time TMA Assay Accurately Quantifies Hepatitis B Virus DNA from Genotypes A to F</b>	1211–1219
<i>Stéphane Chevaliez, Claude Dauvillier, Fabienne Dubernet, Jean-Dominique Poveda, Syria Laperche, Christophe Hézode, Jean-Michel Pawlotsky</i>	
<b>CLINICAL VETERINARY MICROBIOLOGY</b>	
<b>Detection of Antigenic Variants of Subtype H3 Swine Influenza A Viruses from Clinical Samples</b>	1037–1045
<i>Brigitte E. Martin, Andrew S. Bowman, Lei Li, Jacqueline M. Nolting, David R. Smith, Larry A. Hanson, Xiu-Feng Wan</i>	
<b>EPIDEMIOLOGY</b>	
<b>Determinants of Viral Oncogene E6-E7 mRNA Overexpression in a Population-Based Large Sample of Women Infected by High-Risk Human Papillomavirus Types</b>	1056–1065
<i>Paolo Giorgi Rossi, Simonetta Bisanzi, Elena Allia, Alessandra Mongia, Francesca Carozzi, Anna Gillio-Tos, Laura De Marco, Guglielmo Ronco, Daniela Gustinucci, Annarosa Del Mistro, Helena Frayle, Anna Iossa, Giulia Fantacci, Giampaolo Pompeo, Elena Cesarini, Simonetta Bulletti, Basilio Passamonti, Martina Rizzi, Maria Gabriella Penon, Alessandra Barca, Maria Benevolo, The NTCC2 Working Group</i>	
<b>Genomic Epidemiology of Penicillin-Nonsusceptible Pneumococci with Nonvaccine Serotypes Causing Invasive Disease in the United States</b>	1104–1115
<i>Cheryl P. Andam, Patrick K. Mitchell, Alanna Callendrello, Qiuzhi Chang, Jukka Corander, Chrispin Chaguzo, Lesley McGee, Bernard W. Beall, William P. Hanage</i>	

**Rapid and Specific Detection of the *Escherichia coli* Sequence Type 648 Complex within Phylogroup F** 1116–1121

*James R. Johnson, Brian D. Johnston, David M. Gordon*

LETTERS TO THE EDITOR

**Suitability of Carbapenem Inactivation Method (CIM) for Detection of IMP Metallo- $\beta$ -Lactamase-Producing *Enterobacteriaceae*** 1220–1222

*Kyoichi Saito, Ryuichi Nakano, Yuki Suzuki, Akiyo Nakano, Yoshihiko Ogawa, Shinsuke Yonekawa, Shiro Endo, Fumiko Mizuno, Kei Kasahara, Keiichi Mikasa, Mitsuo Kaku, Hisakazu Yano*

**Rapid Detection of Carbapenemases in *Enterobacteriaceae*: Evaluation of the Resist-3 O.K.N. (OXA-48, KPC, NDM) Lateral Flow Multiplexed Assay** 1223–1225

*David W. Wareham, Muhd Haziq F. Abdul Momin*






AMERICAN  
SOCIETY FOR  
MICROBIOLOGY

Journal of  
Clinical Microbiology®

CONTENTS • MAY 2017 • VOLUME 55, NO. 5

COVER IMAGE



Cover photograph: See Photo Quiz, p. 1231. (Copyright © 2017 American Society for Microbiology. All Rights Reserved.)

PHOTO QUIZ

**Photo Quiz: Overwhelming Sepsis after Dog Bite in a Splenectomized Woman** 1231–1232  
*Rongpong Plongla, Peter H. Gilligan*

**Answer to Photo Quiz** 1601–1602  
*Rongpong Plongla, Peter H. Gilligan*

THE BRIEF CASE

**The Brief Case: Crusted Scabies in a Leukemic Patient following a Stay in a Long-Term Acute Care Facility** 1233–1236

*Toshi Ghosh, Deeksha Jandhyala, Micah M. Bhatti, Bobbi S. Pritt*

**Closing the Brief Case: Crusted Scabies in a Leukemic Patient following a Stay in a Long-Term Acute Care Facility** 1599–1600

*Toshi Ghosh, Deeksha Jandhyala, Micah M. Bhatti, Bobbi S. Pritt*

BIOGRAPHICAL FEATURE

**Biographical Feature: Thomas F. Smith, Ph.D.** 1237–1243  
*Erik Munson*

COMMENTARIES

**Strategies for Optimizing the Diagnostic Predictive Value of *Clostridium difficile* Molecular Diagnostics** 1244–1248

*Larry K. Kociolek*

**Real-Time Sequencing of *Mycobacterium tuberculosis*: Are We There Yet?** 1249–1254

*Robyn S. Lee, Madhukar Pai*

**Evaluating Novel Diagnostics in an Outbreak Setting: Lessons Learned from Ebola** 1255–1261

*Nira R. Pollock, Betsy Wonderly*

MINIREVIEWS

**Establishment and Use of Epidemiological Cutoff Values for Molds and Yeasts by Use of the Clinical and Laboratory Standards Institute M57 Standard** 1262–1268

*Shawn R. Lockhart, Mahmoud A. Ghannoum, Barbara D. Alexander*

**Whole-Genome Sequencing in Epidemiology of *Campylobacter jejuni* Infections** 1269–1275

*Ann-Katrin Llarena, Eduardo Taboada, Mirko Rossi*

## BACTERIOLOGY

- Real-Time Electronic Tracking of Diarrheal Episodes and Laxative Therapy Enables Verification of *Clostridium difficile* Clinical Testing Criteria and Reduction of *Clostridium difficile* Infection Rates** 1276–1284

*Cynthia Y. Truong, Saurabh Gombar, Richard Wilson, Gopalakrishnan Sundararajan, Natasa Tekic, Marisa Holubar, John Shepard, Alexandra Madison, Lucy Tompkins, Neil Shah, Stan Deresinski, Lee F. Schroeder, Niaz Banaei*

- Discovery of Novel Pneumococcal Serotype 35D, a Natural WciG-Deficient Variant of Serotype 35B** 1416–1425

*K. Aaron Geno, Jamil S. Saad, Moon H. Nahm*

- Effect of Matrix-Assisted Laser Desorption Ionization–Time of Flight Mass Spectrometry (MALDI-TOF MS) Alone versus MALDI-TOF MS Combined with Real-Time Antimicrobial Stewardship Interventions on Time to Optimal Antimicrobial Therapy in Patients with Positive Blood Cultures** 1437–1445

*Maya Beganovic, Michael Costello, Sarah M. Wiczorkiewicz*

- Neisseria gonorrhoeae* Sequence Typing for Antimicrobial Resistance, a Novel Antimicrobial Resistance Multilocus Typing Scheme for Tracking Global Dissemination of *N. gonorrhoeae* Strains** 1454–1468

*W. Demczuk, S. Sidhu, M. Unemo, D. M. Whiley, V. G. Allen, J. R. Dillon, M. Cole, C. Seah, E. Trembizki, D. L. Trees, E. N. Kersh, A. J. Abrams, H. J. C. de Vries, A. P. van Dam, I. Medina, A. Bharat, M. R. Mulvey, G. Van Domselaar, I. Martin*

- Direct Detection and Identification of Bacterial Pathogens from Urine with Optimized Specimen Processing and Enhanced Testing Algorithm** 1488–1495

*Bin Huang, Lei Zhang, Weizheng Zhang, Kang Liao, Shihong Zhang, Zhiquan Zhang, Xingyan Ma, Jialong Chen, Xiuhong Zhang, Pinghua Qu, Shangwei Wu, Cha Chen, Yi-Wei Tang*

- Assessment of Rapid-Blood-Culture-Identification Result Interpretation and Antibiotic Prescribing Practices** 1496–1507

*Linsey M. Donner, W. Scott Campbell, Elizabeth Lyden, Trevor C. Van Schooneveld*

## CHLAMYDIOLOGY AND RICKETTSIOLOGY

- Use of Multiplex Real-Time PCR To Diagnose Scrub Typhus** 1377–1387

*Wiwit Tantibhedhyangkul, Ekkarat Wongsawat, Saowaluk Silpasakorn, Duangdao Waywa, Nuttawut Saenyasiri, Jintapa Suesuay, Wilawan Thipmontree, Yupin Suputtamongkol*

## MYCOBACTERIOLOGY AND AEROBIC ACTINOMYCETES

- Same-Day Diagnostic and Surveillance Data for Tuberculosis via Whole-Genome Sequencing of Direct Respiratory Samples** 1285–1298

*Antonina A. Votintseva, Phelim Bradley, Louise Pankhurst, Carlos del Ojo Elias, Matthew Loose, Kayzad Nilgiriwala, Anirvan Chatterjee, E. Grace Smith, Nicolas Sanderson, Timothy M. Walker, Marcus R. Morgan, David H. Wyllie, A. Sarah Walker, Tim E. A. Peto, Derrick W. Crook, Zamin Iqbal*

- Clonal Complexity in *Mycobacterium tuberculosis* Can Hamper Diagnostic Procedures** 1388–1395

*Laura Pérez-Lago, Marta Herranz, Yurena Navarro, María Jesús Ruiz Serrano, Pilar Miralles, Emilio Bouza, Darío García-de-Viedma*



<b>Evaluation of RGM Medium for Isolation of Nontuberculous Mycobacteria from Respiratory Samples from Patients with Cystic Fibrosis in the United States</b>	1469–1477
<i>Rongpong Plongla, Clair L. Preece, John D. Perry, Peter H. Gilligan</i>	
<b>Utility of Second-Generation Line Probe Assay (Hain MTBDR<sub>plus</sub>) Directly on 2-Month Sputum Specimens for Monitoring Tuberculosis Treatment Response</b>	1508–1515
<i>Neesha Rockwood, Justyna Wojno, Yonas Ghebrekristos, Mark P. Nicol, Graeme Meintjes, Robert J. Wilkinson</i>	
<b>Characterization of MicroRNA Expression Profiles and Identification of Potential Biomarkers in Leprosy</b>	1516–1525
<i>Karina T. O. S. Jorge, Renan P. Souza, Marieta T. A. Assis, Marcelo G. Araújo, Massimo Locati, Amélia M. R. Jesus, Ida M. F. Dias Baptista, Cristiano X. Lima, Antônio L. Teixeira, Mauro M. Teixeira, Frederico M. Soriani</i>	
<b>Rapid Detection of Cell-Free <i>Mycobacterium tuberculosis</i> DNA in Tuberculous Pleural Effusion</b>	1526–1532
<i>Nanying Che, Xinting Yang, Zichen Liu, Kun Li, Xiaoyou Chen</i>	
PARASITOLOGY	
<b>Evaluation of <i>Toxoplasma</i> ELITE MGB Real-Time PCR Assay for Diagnosis of Toxoplasmosis</b>	1369–1376
<i>Florence Robert-Gangneux, Marie-Pierre Brenier-Pinchart, H�el�ene Yera, Sorya Belaz, Emmanuelle Varlet-Marie, Patrick Bastien, Molecular Biology Study Group of the French National Reference Center for Toxoplasmosis</i>	
<b>Towards a New Strategy for Diagnosis of Congenital <i>Trypanosoma cruzi</i> Infection</b>	1396–1407
<i>Alba Abras, Carmen Mu�oz, Cristina Ballart, Pere Berenguer, Teresa Llovet, Mercedes Herrero, Silvia Tebar, Mar�a-Jes�s Pinazo, Elizabeth Posada, Carmen Mart�, Victoria Fumad�, Jordi Bosch, Oriol Coll, Teresa Juncosa, Gemma Ginovart, Josep Armengol, Joaquim Gasc�n, Montserrat Port�s, Montserrat G�llego</i>	
<b>Improving the Specificity of <i>Plasmodium falciparum</i> Malaria Diagnosis in High-Transmission Settings with a Two-Step Rapid Diagnostic Test and Microscopy Algorithm</b>	1540–1549
<i>Moses Murungi, Travis Fulton, Raquel Reyes, Michael Matte, Moses Ntaro, Edgar Mulogo, Dan Nyehangane, Jonathan J. Juliano, Mark J. Siedner, Yap Boum II, Ross M. Boyce</i>	
VIROLOGY	
<b>High Prevalence and Diversity of Hepatitis Viruses in Suspected Cases of Yellow Fever in the Democratic Republic of Congo</b>	1299–1312
<i>Sheila Makiala-Mandanda, Fr�d�ric Le Gal, Nadine Ngwaka-Matsung, Steve Ahuka-Mundeke, Richard Onanga, Berthold Bivigou-Mboumba, Elisabeth Pukuta-Simbu, Athenais Gerber, Jessica L. Abbate, Dieudonn� Mwamba, Nicolas Berthet, Eric Maurice Leroy, Jean-Jacques Muyembe-Tamfum, Pierre Becquart</i>	
<b>Molecular Epidemiology and Strain Comparison between Hepatitis E Viruses in Human Sera and Pig Livers during 2014 to 2016 in Hong Kong</b>	1408–1415
<i>Martin C. W. Chan, Kirsty Kwok, Tin-Nok Hung, Paul K. S. Chan</i>	
<b>Reactivity of Porcine Epidemic Diarrhea Virus Structural Proteins to Antibodies against Porcine Enteric Coronaviruses: Diagnostic Implications</b>	1426–1436
<i>Luis Gabriel Gimenez-Lirola, Jianqiang Zhang, Jose Antonio Carrillo-Avila, Qi Chen, Ronaldo Magtoto, Korakrit Poonsuk, David H. Baum, Pablo Pi�eyro, Jeffrey Zimmerman</i>	

<b>Hepatitis E Virus (HEV) Detection and Quantification by a Real-Time Reverse Transcription-PCR Assay Calibrated to the World Health Organization Standard for HEV RNA</b>	1478–1487
<i>Jeffrey J. Germer, Irina Ankoudinova, Yevgeniy S. Belousov, Walt Mahoney, Chen Dong, Jihong Meng, Jayawant N. Mandrekar, Joseph D. Yao</i>	
<b>Slow Clearance of Norovirus following Infection with Emerging Variants of Genotype GII.4 Strains</b>	1533–1539
<i>Lars Gustavsson, Rickard Nordén, Johan Westin, Magnus Lindh, Lars-Magnus Andersson</i>	
<b>Multicenter Evaluation of the Cepheid Xpert Hepatitis C Virus Viral Load Assay</b>	1550–1556
<i>M. P. McHugh, A. H. B. Wu, S. Chevaliez, J. M. Pawlotsky, M. Hallin, K. E. Templeton</i>	
<b>Impact of a Rapid Herpes Simplex Virus PCR Assay on Duration of Acyclovir Therapy</b>	1557–1565
<i>Tam T. Van, Kanokporn Mongkolrattanothai, Melissa Arevalo, Maryann Lustestica, Jennifer Dien Bard</i>	
<b>Evaluation of Altona Diagnostics RealStar Zika Virus Reverse Transcription-PCR Test Kit for Zika Virus PCR Testing</b>	1576–1584
<i>Arnaud G. L'Huillier, Ernesto Lombos, Elaine Tang, Stephen Perusini, Alireza Eshaghi, Sandeep Nagra, Christine Frantz, Romy Olsha, Erik Kristjanson, Kristina Dimitrova, David Safronetz, Mike Drebot, Jonathan B. Gubbay</i>	
<b>CLINICAL VETERINARY MICROBIOLOGY</b>	
<b>Evaluation of Genotypic and Phenotypic Protease Virulence Tests for <i>Dichelobacter nodosus</i> Infection in Sheep</b>	1313–1326
<i>Andrew S. McPherson, Om P. Dhungyel, Richard J. Whittington</i>	
<b>Multilaboratory Survey To Evaluate <i>Salmonella</i> Prevalence in Diarrheic and Nondiarrheic Dogs and Cats in the United States between 2012 and 2014</b>	1350–1368
<i>Renate Reimschuessel, Michael Grabenstein, Jake Guag, Sarah M. Nemser, Kyunghee Song, Junshan Qiu, Kristin A. Clothier, Barbara A. Byrne, Stanley L. Marks, Kyran Cadmus, Kristy Pablonia, Susan Sanchez, Sreekumari Rajeev, Steve Ensley, Timothy S. Frana, Albert E. Jergens, Kimberly H. Chappell, Siddhartha Thakur, Beverly Byrum, Jing Cui, Yan Zhang, Matthew M. Erdman, Shelley C. Rankin, Russell Daly, Seema Das, Laura Ruesch, Sara D. Lawhon, Shuping Zhang, Timothy Baszler, Dubraska Diaz-Campos, Faye Hartmann, Ogi Okwumabua</i>	
<b>EPIDEMIOLOGY</b>	
<b>Tuberculosis Outbreak in an Educational Institution in Norway</b>	1327–1333
<i>Gunnstein Norheim, Siri Seterelv, Trude M. Arnesen, Anne Torunn Mengshoel, Tone Tønjum, Janne O. Rønning, Vegard Eldholm</i>	
<b>The EpiQuant Framework for Computing Epidemiological Concordance of Microbial Subtyping Data</b>	1334–1349
<i>Benjamin M. Hetman, Steven K. Mutschall, James E. Thomas, Victor P. J. Gannon, Clifford G. Clark, Frank Pollari, Eduardo N. Taboada</i>	
<b>Short-Read Whole-Genome Sequencing for Laboratory-Based Surveillance of <i>Bordetella pertussis</i></b>	1446–1453
<i>Alex Marchand-Austin, Raymond S. W. Tsang, Jennifer L. Guthrie, Jennifer H. Ma, Gillian H. Lim, Natasha S. Crowcroft, Shelley L. Deeks, David J. Farrell, Frances B. Jamieson</i>	

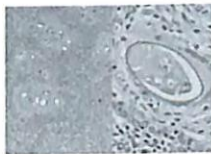


<b>Cost-Effectiveness Study of Criteria for Screening Cerebrospinal Fluid To Determine the Need for Herpes Simplex Virus PCR Testing</b>	<b>1566–1575</b>
<i>Ronald G. Hauser, Sheldon M. Campbell, Cynthia A. Brandt, Shiyi Wang</i>	
LETTERS TO THE EDITOR	
<b>Evaluation of an Alternative Recombinant Thermostable <i>Thermus thermophilus</i> (rTth)-Based Real-Time Reverse Transcription-PCR Kit for Detection of Rotavirus A</b>	<b>1585–1587</b>
<i>Eric M. Katz, Rashi Gautam, Michael D. Bowen</i>	
<b>Evaluation of the New FecalSwab System for Maintaining Stability of Stool Samples Submitted for Molecular Tests</b>	<b>1588–1590</b>
<i>Suzane Silbert, Alicia Gostnell, Carly Kubasek, Raymond Widen</i>	
<b><i>seqA1</i> Is a Useful Target for Identification of <i>Tsukamurella pulmonis</i></b>	<b>1591</b>
<i>Inmaculada C. Perez del Molino Bernal, Jesus Agüero Balbin</i>	
<b>Reply to Perez del Molino Bernal and Agüero Balbin, “<i>seqA1</i> Is a Useful Target for Identification of <i>Tsukamurella pulmonis</i>”</b>	<b>1592–1594</b>
<i>Jade L. L. Teng, Ying Tang, Susanna K. P. Lau, Patrick C. Y. Woo</i>	
AUTHOR CORRECTIONS	
<b>Correction for Munson and Carroll, “What’s in a Name? New Bacterial Species and Changes to Taxonomic Status from 2012 through 2015”</b>	<b>1595</b>
<i>Erik Munson, Karen C. Carroll</i>	
<b>Correction for Rosales et al., “Global Multilocus Sequence Typing Analysis of <i>Mycoplasma bovis</i> Isolates Reveals Two Main Population Clusters”</b>	<b>1596–1597</b>
<i>R. S. Rosales, C. P. Churchward, C. Schnee, K. Sachse, I. Lysnyansky, S. Catania, L. Iob, R. D. Ayling, R. A. J. Nicholas</i>	
<b>Correction for De Groote et al., “Highly Multiplexed Proteomic Analysis of Quantiferon Supernatants To Identify Biomarkers of Latent Tuberculosis Infection”</b>	<b>1598</b>
<i>Mary Ann De Groote, Michael Higgins, Thomas Hraha, Kirsten Wall, Michael L. Wilson, David G. Sterling, Nebojsa Janjic, Randall Reves, Urs A. Ochsner, Robert Belknap</i>	



CONTENTS • JUNE 2017 • VOLUME 55, NO. 6

COVER IMAGE



Cover photograph: See Photo Quiz, p. 1603. (Copyright © 2017 American Society for Microbiology. All Rights Reserved.)

PHOTO QUIZ

- Photo Quiz: A 46-Year-Old Man with a Lung Mass and History of Hemoptysis** 1603  
*Nathan C. Wilgus, Peter Williams, E. Stephen Bolesta, Robin R. Chamberland*
- Answer to Photo Quiz** 1975  
*Nathan C. Wilgus, Peter Williams, E. Stephen Bolesta, Robin R. Chamberland*

THE BRIEF CASE

- The Brief Case: Too Beta To Be a "B"** 1604–1607  
*Jonathan C. Gullett, Lars F. Westblade, Daniel A. Green, Susan Whittier, Eileen M. Burd*
- Closing the Brief Case: Too Beta To Be a "B"** 1973–1974  
*Jonathan C. Gullett, Lars F. Westblade, Daniel A. Green, Susan Whittier, Eileen M. Burd*

COMMENTARY

- The Immaculate Carbapenemase Study** 1608–1611  
*Kenneth S. Thomson*

MINIREVIEWS

- Laboratory Diagnostics for Histoplasmosis** 1612–1620  
*Marwan M. Azar, Chadi A. Hage*
- Applications of Digital PCR for Clinical Microbiology** 1621–1628  
*Jane Kuypers, Keith R. Jerome*
- Laboratory Diagnosis of Lassa Fever** 1629–1637  
*Vanessa Raabe, Jeffrey Koehler*

BACTERIOLOGY

- In Vitro Activity of Imipenem against Carbapenemase-Positive Enterobacteriaceae Isolates Collected by the SMART Global Surveillance Program from 2008 to 2014** 1638–1649  
*James A. Karlowsky, Sibylle H. Lob, Krystyna M. Kazmierczak, Robert E. Badal, Katherine Young, Mary R. Motyl, Daniel F. Sahn*
- Robust Microbiota-Based Diagnostics for Inflammatory Bowel Disease** 1720–1732  
*A. Eck, E. F. J. de Groot, T. G. J. de Meij, M. Welling, P. H. M. Savelkoul, A. E. Budding*
- Evaluation of the bioNexia Legionella Test, Including Impact of Incubation Time Extension, for Detection of Legionella pneumophila Serogroup 1 Antigen in Urine** 1733–1737  
*Paul Badoux, Sjoerd M. Euser, Jacob P. Bruin, Patrick P. G. Mulder, Ed P. F. Yzerman*



<b>Analysis of MIC and Disk Diffusion Testing Variables for Gepotidacin and Comparator Agents against Select Bacterial Pathogens</b>	1767–1777
<i>L. M. Koeth, J. M. DiFranco-Fisher, N. E. Scangarella-Oman, L. A. Miller</i>	
<b>Species Identification and Strain Typing of <i>Staphylococcus agnetis</i> and <i>Staphylococcus hyicus</i> Isolates from Bovine Milk by Use of a Novel Multiplex PCR Assay and Pulsed-Field Gel Electrophoresis</b>	1778–1788
<i>P. R. F. Adkins, J. R. Middleton, M. J. Calcutt, G. C. Stewart, L. K. Fox</i>	
<b>Impact of Contaminating DNA in Whole-Genome Amplification Kits Used for Metagenomic Shotgun Sequencing for Infection Diagnosis</b>	1789–1801
<i>Matthew Thoendel, Patricio Jeraldo, Kerryl E. Greenwood-Quaintance, Janet Yao, Nicholas Chia, Arlen D. Hanssen, Matthew P. Abdel, Robin Patel</i>	
<b>Prospective Evaluation of Light Scatter Technology Paired with Matrix-Assisted Laser Desorption Ionization–Time of Flight Mass Spectrometry for Rapid Diagnosis of Urinary Tract Infections</b>	1802–1811
<i>Sandra Montgomery, Kiana Roman, Lan Ngyuen, Ana Maria Cardenas, James Knox, Andrew P. Tomaras, Erin H. Graf</i>	
<b>Use of Ancillary Carbapenemase Tests To Improve Specificity of Phenotypic Definitions for Carbapenemase-Producing <i>Enterobacteriaceae</i></b>	1827–1836
<i>Shelley A. Miller, Janet A. Hindler, Angelo Chengcuenca, Romney M. Humphries</i>	
<b>Epidemiological and Molecular Characterization of an Invasive Group A <i>Streptococcus emm32.2</i> Outbreak</b>	1837–1846
<i>Jennifer E. Cornick, Anmol M. Kiran, Roberto Vivancos, Jon Van Aartsen, Jenny Clarke, Edward Bevan, Mansoor Alshahag, Maaïke Alaearts, Laura Bricio Moreno, Howard F. Jenkinson, Angela H. Nobbs, James Anson, Aras Kadiolgu, Neil French, Dean B. Everett</i>	
<b>Novel Multiplex PCR Assay for Detection of Chlorhexidine-Quaternary Ammonium, Mupirocin, and Methicillin Resistance Genes, with Simultaneous Discrimination of <i>Staphylococcus aureus</i> from Coagulase-Negative Staphylococci</b>	1857–1864
<i>Jo-Ann McClure, Johanna Zaal DeLongchamp, John M. Conly, Kunyan Zhang</i>	
<b>Cerebrospinal Fluid <i>Treponema pallidum</i> Particle Agglutination Assay for Neurosyphilis Diagnosis</b>	1865–1870
<i>Christina M. Marra, Clare L. Maxwell, Shelia B. Dunaway, Sharon K. Sahi, Lauren C. Tantalo</i>	
<b>Identification of Virulent <i>Capnocytophaga canimorsus</i> Isolates by Capsular Typing</b>	1902–1914
<i>Estelle Hess, Francesco Renzi, Dunia Koudad, Mélanie Dol, Guy R. Cornelis</i>	
<b>Prospective Evaluation of ResistancePlus MG, a New Multiplex Quantitative PCR Assay for Detection of <i>Mycoplasma genitalium</i> and Macrolide Resistance</b>	1915–1919
<i>S. N. Tabrizi, J. Su, C. S. Bradshaw, C. K. Fairley, S. Walker, L. Y. Tan, E. Mokany, S. M. Garland</i>	
<b>Multicenter Performance Assessment of Carba NP Test</b>	1954–1960
<i>Scott A. Cunningham, Brandi Limbago, Maria Traczewski, Karen Anderson, Meredith Hackel, Janet Hindler, Dan Sahm, Efe Alyanak, Adrian Lawsin, Christopher A. Gulvik, Tom J. B. de Man, Jayawant N. Mandrekar, Audrey N. Schuetz, Stephen Jenkins, Romney Humphries, Elizabeth Palavecino, Shawn Vasoo, Robin Patel</i>	

## MYCOBACTERIOLOGY AND AEROBIC ACTINOMYCETES

- Evaluation of QuantiFERON-TB Gold-Plus in Health Care Workers in a Low-Incidence Setting** 1650–1657  
*Hee-Won Moon, Rajiv L. Gaur, Sara Shu-Hwa Tien, Mary Spangler, Madhukar Pai, Niaz Banaei*
- In Vitro Susceptibility Testing of Tedizolid against Nontuberculous Mycobacteria** 1747–1754  
*Barbara A. Brown-Elliott, Richard J. Wallace, Jr.*
- Direct Detection of Rifampin and Isoniazid Resistance in Sputum Samples from Tuberculosis Patients by High-Resolution Melt Curve Analysis** 1755–1766  
*Divya Anthwal, Rakesh Kumar Gupta, Manpreet Bhalla, Shinjini Bhatnagar, Jaya Sivaswami Tyagi, Sagarika Halder*
- Evaluation of GenoType NTM-DR Assay for Identification of *Mycobacterium chimaera*** 1821–1826  
*Simone Mok, Thomas R. Rogers, Margaret Fitzgibbon*
- Target-Specific Assay for Rapid and Quantitative Detection of *Mycobacterium chimaera* DNA** 1847–1856  
*Enrique Zozaya-Valdés, Jessica L. Porter, John Coventry, Janet A. M. Fyfe, Glen P. Carter, Anders Gonçalves da Silva, Mark B. Schultz, Torsten Seemann, Paul D. R. Johnson, Andrew J. Stewardson, Ivan Bastian, Sally A. Roberts, Benjamin P. Howden, Deborah A. Williamson, Timothy P. Stinear*
- Comprehensive Whole-Genome Sequencing and Reporting of Drug Resistance Profiles on Clinical Cases of *Mycobacterium tuberculosis* in New York State** 1871–1882  
*Joseph Shea, Tanya A. Halse, Pascal Lapierre, Matthew Shudt, Donna Kohlerschmidt, Patrick Van Roey, Ronald Limberger, Jill Taylor, Vincent Escuyer, Kimberlee A. Musser*
- Non-*pncA* Gene-Mutated but Pyrazinamide-Resistant *Mycobacterium tuberculosis*: Why Is That?** 1920–1927  
*Jim Werngren, Erik Alm, Mikael Mansjö*
- Increased Tuberculosis Patient Mortality Associated with *Mycobacterium tuberculosis* Mutations Conferring Resistance to Second-Line Antituberculous Drugs** 1928–1937  
*Sophia B. Georghiou, Marva Seifert, Donald G. Catanzaro, Richard S. Garfein, Timothy C. Rodwell*
- MYCOLOGY
- Comparative Evaluation of Sensititre YeastOne and CLSI M38-A2 Reference Method for Antifungal Susceptibility Testing of *Aspergillus* spp. against Echinocandins** 1714–1719  
*Maria Siopi, Spyros Pournaras, Joseph Meletiadis*
- Usefulness of Two *Aspergillus* PCR Assays and *Aspergillus* Galactomannan and  $\beta$ -D-Glucan Testing of Bronchoalveolar Lavage Fluid for Diagnosis of Chronic Pulmonary Aspergillosis** 1738–1746  
*Naohisa Urabe, Susumu Sakamoto, Go Sano, Junko Suzuki, Akira Hebisawa, Yasuhiko Nakamura, Kazuya Koyama, Yoshikazu Ishii, Kazuhiro Tateda, Sakae Homma*



<b><i>In Vitro</i> Antifungal Susceptibility of Yeast and Mold Phases of Isolates of Dimorphic Fungal Pathogen <i>Emergomyces africanus</i> (Formerly <i>Emmonsia</i> sp.) from HIV-Infected South African Patients</b>	1812–1820
<i>Tsidiso G. Maphanga, Erika Britz, Thokozile G. Zulu, Ruth S. Mpembe, Serisha D. Naicker, Ilan S. Schwartz, Nelesh P. Govender</i>	
<b>Antifungal Susceptibility Testing of <i>Malassezia</i> spp. with an Optimized Colorimetric Broth Microdilution Method</b>	1883–1893
<i>Cheryl Leong, Antonino Buttafuoco, Martin Glatz, Philipp P. Bosshard</i>	
PARASITOLOGY	
<b><i>Dientamoeba fragilis</i>, a Commensal in Children in Danish Day Care Centers</b>	1707–1713
<i>Pikka Jokelainen, Betina Hebbelstrup Jensen, Bente Utoft Andreassen, Andreas Munk Petersen, Dennis Röser, Karen A. Krogfelt, Henrik V. Nielsen, Christen R. Stensvold</i>	
VIROLOGY	
<b>Sensitivity and Kinetics of an NS1-Based Zika Virus Enzyme-Linked Immunosorbent Assay in Zika Virus-Infected Travelers from Israel, the Czech Republic, Italy, Belgium, Germany, and Chile</b>	1894–1901
<i>Yaniv Lustig, Hana Zelena, Giulietta Venturi, Marjan Van Esbroeck, Camilla Rothe, Cecilia Perret, Ravit Koren, Shiri Katz-Likvornik, Ella Mendelson, Eli Schwartz</i>	
<b>Comparison of ePlex Respiratory Pathogen Panel with Laboratory-Developed Real-Time PCR Assays for Detection of Respiratory Pathogens</b>	1938–1945
<i>R. H. T. Nijhuis, D. Guerediain, E. C. J. Claas, K. E. Templeton</i>	
IMMUNOASSAYS	
<b>Evaluation of bioMérieux's Dissociated Vidas Lyme IgM II and IgG II as a First-Tier Diagnostic Assay for Lyme Disease</b>	1698–1706
<i>Claudia R. Molins, Mark J. Delorey, Adam Replogle, Christopher Sexton, Martin E. Schriefer</i>	
CLINICAL VETERINARY MICROBIOLOGY	
<b>Targeted Enrichment for Pathogen Detection and Characterization in Three Felid Species</b>	1658–1670
<i>Justin S. Lee, Ryan S. Mackie, Thomas Harrison, Basir Shariat, Trey Kind, Timo Kehl, Martin Löchelt, Christina Boucher, Sue VandeWoude</i>	
EPIDEMIOLOGY	
<b>Predicting the Ability of Preclinical Diagnosis To Improve Control of Farm-to-Farm Foot-and-Mouth Disease Transmission in Cattle</b>	1671–1681
<i>Noel Nelson, David J. Paton, Simon Gubbins, Claire Colenutt, Emma Brown, Sophia Hodgson, Jose L. Gonzales</i>	
<b>Defining a Core Genome Multilocus Sequence Typing Scheme for the Global Epidemiology of <i>Vibrio parahaemolyticus</i></b>	1682–1697
<i>Narjol Gonzalez-Escalona, Keith A. Jolley, Elizabeth Reed, Jaime Martinez-Urtaza</i>	
<b>Comparison of Whole-Genome Sequencing Methods for Analysis of Three Methicillin-Resistant <i>Staphylococcus aureus</i> Outbreaks</b>	1946–1953
<i>Scott A. Cunningham, Nicholas Chia, Patricio R. Jeraldo, Daniel J. Quest, Julie A. Johnson, Dave J. Boxrud, Angela J. Taylor, Jun Chen, Gregory D. Jenkins, Travis M. Drucker, Heidi Nelson, Robin Patel</i>	

## LETTERS TO THE EDITOR

- Detection of *mecC*-Positive *Staphylococcus aureus*: What To Expect from Immunological Tests Targeting PBP2a?** 1961–1963  
*Céline Dupieux, Coralie Bouchiat, Anders Rhod Larsen, Bruno Pichon, Mark Holmes, Christopher Teale, Giles Edwards, Robert Hill, Jean-Winoc Decousser, Sophie Trouillet-Assant, Andreas Petersen, Robert Skov, Angela Kearns, Frédéric Laurent*
- Liquillizer Does Not Interfere with Galactomannan Antigen Detection in Contrast to Dithiothreitol and N-Acetyl-L-Cysteine** 1964–1965  
*Michaela Simon, Ingeborg Held, Lukas Teichmann, Josef Köstler, André Gessner, Barbara Schmidt, Jonathan Jantsch*
- Nontuberculous Mycobacteria in Greenland: Novel Epidemiological Insights from a High-Tuberculosis-Incidence Setting** 1966–1967  
*Thomas S. Hermansen, Allan Gelvan, Troels Lillebaek*
- Nucleic Acid Extraction from Residual Aptima Clinical Samples: Evaluation of Automated Platform To Enhance Workflow** 1968–1969  
*Julia Mayes, Nadika Liyanarachchy, Michelle N. D. Balm*

## AUTHOR CORRECTIONS

- Correction for Evans et al., “Informing Antibiotic Treatment Decisions: Evaluating Rapid Molecular Diagnostics To Identify Susceptibility and Resistance to Carbapenems against *Acinetobacter* spp. in PRIMERS III”** 1970  
*Scott R. Evans, Andrea M. Hujer, Hongyu Jiang, Carol B. Hill, Kristine M. Hujer, Jose R. Mediavilla, Claudia Manca, Thuy Tien T. Tran, T. Nicholas Domitrovic, Paul G. Higgins, Harald Seifert, Barry N. Kreiswirth, Robin Patel, Michael R. Jacobs, Liang Chen, Rangarajan Sampath, Thomas Hall, Christine Marzan, Vance G. Fowler, Jr., Henry F. Chambers, Robert A. Bonomo, for the Antibacterial Resistance Leadership Group (ARLG)*
- Correction for Cairns et al., “Comparative Genome Analysis and Global Phylogeny of the Toxin Variant *Clostridium difficile* PCR Ribotype 017 Reveals the Evolution of Two Independent Sublineages”** 1971  
*M. D. Cairns, M. D. Preston, C. L. Hall, D. N. Gerding, P. M. Hawkey, H. Kato, H. Kim, E. J. Kuijper, T. D. Lawley, H. Pituch, S. Reid, B. Kullin, T. V. Riley, K. Solomon, P. J. Tsai, J. S. Weese, R. A. Stabler, B. W. Wren*
- Correction for Lin et al., “Stability Study of Cervical Specimens Collected by Swab and Stored Dry Followed by Human Papillomavirus DNA Detection Using the cobas 4800 Test”** 1972  
*Chun-Qing Lin, Xi Zeng, Jian-Feng Cui, Guang-Dong Liao, Ze-Ni Wu, Qian-Qian Gao, Xun Zhang, Xiu-Zhang Yu, Wen Chen, Ming-Rong Xi, You-Lin Qiao*





AMERICAN  
SOCIETY FOR  
MICROBIOLOGY

Journal of  
Clinical Microbiology®

CONTENTS • JULY 2017 • VOLUME 55, NO. 7

COVER IMAGE



Cover photograph: See Photo Quiz, p. 1977. (Copyright © 2017 American Society for Microbiology. All Rights Reserved.)

PHOTO QUIZ

**Photo Quiz: A 25-Year-Old Male with Chronic Firm Mass of the Foot** 1977

*Aurore Bousquet, Jean-Baptiste Souraud, Audrey Mérens, Dea Garcia-Hermoso, Anne-Claire Fougerousse*

**Answer to Photo Quiz** 2292

*Aurore Bousquet, Jean-Baptiste Souraud, Audrey Mérens, Dea Garcia-Hermoso, Anne-Claire Fougerousse*

EDITORIAL

**Unforeseen Consequences: Culture-Independent Diagnostic Tests and Epidemiologic Tracking of Foodborne Pathogens** 1978–1979

*Alexander J. McAdam*

THE BRIEF CASE

**The Brief Case: A Fishy Tale Prevents Digital Doom following Polly's Peck—the Importance of Pets in a Comprehensive Medical History** 1980–1983

*P. A. Simpson, M. Przybylo, T. J. Blanchard, T. Wingfield*

**Closing the Brief Case: A Fishy Tale Prevents Digital Doom following Polly's Peck—the Importance of Pets in a Comprehensive Medical History** 2290–2291

*P. A. Simpson, M. Przybylo, T. J. Blanchard, T. Wingfield*

COMMENTARY

**Advances Afoot in Microbiology** 1984–1988

*Robin Patel, Brad S. Karon*

MINIREVIEWS

**Brain-Eating Amoebae: Predilection Sites in the Brain and Disease Outcome** 1989–1997

*Timothy Yu Yee Ong, Naveed Ahmed Khan, Ruqaiyyah Siddiqui*

**Update on Antimicrobial Resistance in *Clostridium difficile*: Resistance Mechanisms and Antimicrobial Susceptibility Testing** 1998–2008

*Zhong Peng, Dazhi Jin, Hyeun Bum Kim, Charles W. Stratton, Bin Wu, Yi-Wei Tang, Xingmin Sun*

**Update on Malaria Diagnostics and Test Utilization** 2009–2017

*Blaine A. Mathison, Bobbi S. Pritt*

## BACTERIOLOGY

- Evaluation of the Accelerate Pheno System for Fast Identification and Antimicrobial Susceptibility Testing from Positive Blood Cultures in Bloodstream Infections Caused by Gram-Negative Pathogens** 2116–2126  
*Matthias Marschal, Johanna Bachmaier, Ingo Autenrieth, Philipp Oberhettinger, Matthias Willmann, Silke Peter*
- Evaluation of StrepBSelect Chromogenic Medium and the Fast-Track Diagnostics Group B Streptococcus (GBS) Real-Time PCR Assay Compared to Routine Culture for Detection of GBS during Antepartum Screening** 2137–2142  
*Deirdre L. Church, Heather Baxter, Tracie Lloyd, Oscar Larios, Daniel B. Gregson*
- Whole-Genome Sequencing Reveals the Contribution of Long-Term Carriers in *Staphylococcus aureus* Outbreak Investigation** 2188–2197  
*N. C. Gordon, B. Pichon, T. Golubchik, D. J. Wilson, J. Paul, D. S. Blanc, K. Cole, J. Collins, N. Cortes, M. Cubbon, F. K. Gould, P. J. Jenks, M. Llewelyn, J. Q. Nash, J. M. Orendi, K. Paranthaman, J. R. Price, L. Senn, H. L. Thomas, S. Wyllie, D. W. Crook, T. E. A. Peto, A. S. Walker, A. M. Kearns*
- Isolation of *Campylobacter* Species from Stool Samples by Use of a Filtration Method: Assessment from a United States-Based Population** 2204–2207  
*Irving Nachamkin, Phi Nguyen*
- Molecular Characterization of *Mycoplasma pneumoniae* Infections in Two Rural Populations of Thailand from 2009 to 2012** 2222–2233  
*Toni Whistler, Pongpun Sawatwong, Maureen H. Diaz, Alvaro J. Benitez, Bernard J. Wolff, Patranuch Sapchookul, Somsak Thamthitawat, Jonas M. Winchell*
- Bifidobacterium* Bacteremia: Clinical Characteristics and a Genomic Approach To Assess Pathogenicity** 2234–2248  
*Eirin Esaiassen, Erik Hjerde, Jorunn Pauline Cavanagh, Gunnar Skov Simonsen, Claus Klingenberg, Norwegian Study Group on Invasive Bifidobacterial Infections*
- Meatal Swabs Contain Less Cellular Material and Are Associated with a Decrease in Gram Stain Smear Quality Compared to Urethral Swabs in Men** 2249–2254  
*Stephen J. Jordan, Jane R. Schwebke, Kristal J. Aaron, Barbara Van Der Pol, Edward W. Hook III*
- A Single Negative Result for *van* Quantitative PCR on Enrichment Broth Can Replace Five Rectal Swab Cultures in Screening for Vancomycin-Resistant Enterococci** 2261–2267  
*J. M. Fonville, C. M. C. van Herk, P. H. A. C. Das, J. H. B. van de Bovenkamp, L. van Dommelen*
- Rapid Identification of Five Classes of Carbapenem Resistance Genes Directly from Rectal Swabs by Use of the Xpert Carba-R Assay** 2268–2275  
*Nicholas M. Moore, Rafael Cantón, Edoardo Carretto, Lance R. Peterson, Robert L. Sautter, Maria M. Traczewski, for the Carba-R Study Team*
- MYCOBACTERIOLOGY AND AEROBIC ACTINOMYCETES
- Comparison of Saramis 4.12 and IVD 3.0 Vitek MS Matrix-Assisted Laser Desorption Ionization–Time of Flight Mass Spectrometry for Identification of Mycobacteria from Solid and Liquid Culture Media** 2045–2054  
*Caroline Leyer, Guillaume Gregorowicz, Faiza Mougari, Laurent Raskine, Emmanuelle Cambau, Dominique de Briel*



- Use of GeneXpert Remnants for Drug Resistance Profiling and Molecular Epidemiology of Tuberculosis in Libreville, Gabon** 2105–2115  
*Amel Kévin Alame-Emane, Catherine Pierre-Audigier, Oriane Cordelia Aboumegone-Biyogo, Amandine Nzoghe-Mveang, Véronique Cadet-Daniel, Christophe Sola, Joël Fleury Djoba-Siawaya, Brigitte Gicquel, Howard E. Takiff*
- Comparison of the Vitek MS and Bruker Matrix-Assisted Laser Desorption Ionization–Time of Flight Mass Spectrometry Systems for Identification of *Rhodococcus equi* and *Dietzia* spp.** 2255–2260  
*Carlos Ruiz de Alegría Puig, Lilian Pílares, Francesc Marco, Jordi Vila, Luis Martínez-Martínez, Jesús Navas*
- MYCOLOGY
- Antifungal Susceptibility Testing of *Aspergillus* spp. by Using a Composite Correlation Index (CCI)-Based Matrix-Assisted Laser Desorption Ionization–Time of Flight Mass Spectrometry Method Appears To Not Offer Benefit over Traditional Broth Microdilution Testing** 2030–2034  
*Melissa R. Gitman, Lisa McTaggart, Joanna Spinato, Rahgavi Poopalarajah, Erin Lister, Shahid Husain, Julianne V. Kus*
- Diagnostic Value of Galactomannan Antigen Test in Serum and Bronchoalveolar Lavage Fluid Samples from Patients with Nonneutropenic Invasive Pulmonary Aspergillosis** 2153–2161  
*Wei Zhou, Hongxing Li, Yan Zhang, Mei Huang, Qian He, Pei Li, Fang Zhang, Yi Shi, Xin Su*
- VIROLOGY
- European Multicenter Study on Analytical Performance of Veris HIV-1 Assay** 2055–2063  
*Patrick Braun, Rafael Delgado, Monica Drago, Diana Fanti, Hervé Fleury, Jörg Hofmann, Jacques Izopet, Ulrich Kalus, Alessandra Lombardi, Maria Angeles Marcos, Davide Mileto, Karine Sauné, Siobhan O’Shea, Alfredo Pérez-Rivilla, John Ramble, Pascale Trimoulet, Jordi Vila, Duncan Whittaker, Alain Artus, Daniel W. Rhodes*
- Identification of Acute HIV-1 Infection by Hologic Aptima HIV-1 RNA Qualitative Assay** 2064–2073  
*Mark M. Manak, Leigh Anne Eller, Jennifer Malia, Linda L. Jagodzinski, Rapee Trichavaroj, Joseph Oundo, Cornelia Lueer, Fatim Cham, Mark de Souza, Nelson L. Michael, Merlin L. Robb, Sheila A. Peel*
- Differentiated Levels of Ganciclovir Resistance Conferred by Mutations at Codons 591 to 603 of the Cytomegalovirus UL97 Kinase Gene** 2098–2104  
*Sunwen Chou, Ronald J. Ercolani, Adam L. Vanarsdall*
- Serologic Testing for Zika Virus: Comparison of Three Zika Virus IgM-Screening Enzyme-Linked Immunosorbent Assays and Initial Laboratory Experiences** 2127–2136  
*Dane Granger, Heather Hilgart, Lori Misner, Jaime Christensen, Sarah Bistodeau, Jennifer Palm, Anna K. Strain, Marja Konstantinovski, Dakai Liu, Anthony Tran, Elitza S. Theel*
- Detection of Emerging Vaccine-Related Polioviruses by Deep Sequencing** 2162–2171  
*Malaya K. Sahoo, Marisa Holubar, ChunHong Huang, Alisha Mohamed-Hadley, Yuanyuan Liu, Jesse J. Waggoner, Stephanie B. Troy, Lourdes Garcia-Garcia, Leticia Ferreyra-Reyes, Yvonne Maldonado, Benjamin A. Pinsky*

<b>A Simple Phosphate-Buffered-Saline-Based Extraction Method Improves Specificity of HIV Viral Load Monitoring Using Dried Blood Spots</b>	2172–2179
<i>A. Tariro Makadzange, F. Kathryn Boyd, Benjamin Chimukangara, Collen Masimirembwa, David Katzenstein, Chiratidzo E. Ndhlovu</i>	
<b>Evaluation of Aptima Zika Virus Assay</b>	2198–2203
<i>Ping Ren, Daniel A. Ortiz, Ana C. B. Terzian, Tatiana E. Colombo, Mauricio L. Nogueira, Nikos Vasilakis, Michael J. Loeffelholz</i>	
<b>Genetic and Epidemiologic Trends of Norovirus Outbreaks in the United States from 2013 to 2016 Demonstrated Emergence of Novel GII.4 Recombinant Viruses</b>	2208–2221
<i>Jennifer L. Cannon, Leslie Barclay, Nikail R. Collins, Mary E. Wikswo, Christina J. Castro, Laura Cristal Magaña, Nicole Gregoricus, Rachel L. Marine, Preeti Chhabra, Jan Vinjé</i>	
<b>IMMUNOASSAYS</b>	
<b>Development and Validation of a Lateral Flow Immunoassay for Rapid Detection of NDM-Producing <i>Enterobacteriaceae</i></b>	2018–2029
<i>Hervé Boutal, Thierry Naas, Karine Devilliers, Saoussen Oueslati, Laurent Dortet, Sandrine Bernabeu, Stéphanie Simon, Hervé Volland</i>	
<b>Evaluation of Sensitivity and Specificity Performance of Elecsys HTLV-I/II Assay in a Multicenter Study in Europe and Japan</b>	2180–2187
<i>Syria Laperche, Silvia Sauleda, Maria Piron, Annelies Mühlbacher, Harald Schennach, Volkmar Schottstedt, Lucinda Queirós, Naoki Uno, Katsunori Yanagihara, Roland Imdahl, Ariann Hey, Markus Klinkicht, Walter Melchior, Peter Muench, Toshiki Watanabe</i>	
<b>EPIDEMIOLOGY</b>	
<b>Evaluation of a TaqMan Array Card for Detection of Central Nervous System Infections</b>	2035–2044
<i>Clayton O. Onyango, Vladimir Loparev, Shirley Lidechi, Vinod Bhullar, D. Scott Schmid, Kay Radford, Michael K. Lo, Paul Rota, Barbara W. Johnson, Jorge Munoz, Martina Oneko, Deron Burton, Carolyn M. Black, John Neatherlin, Joel M. Montgomery, Barry Fields</i>	
<b>Prevalence and Outcomes of <i>Achromobacter</i> Species Infections in Adults with Cystic Fibrosis: a North American Cohort Study</b>	2074–2085
<i>B. D. Edwards, J. Greysson-Wong, R. Somayaji, B. Waddell, F. J. Whelan, D. G. Storey, H. R. Rabin, M. G. Surette, M. D. Parkins</i>	
<b>Core Genome Multilocus Sequence Typing Scheme for Stable, Comparative Analyses of <i>Campylobacter jejuni</i> and <i>C. coli</i> Human Disease Isolates</b>	2086–2097
<i>Alison J. Cody, James E. Bray, Keith A. Jolley, Noel D. McCarthy, Martin C. J. Maiden</i>	
<b>Population Dynamics of <i>Staphylococcus aureus</i> in Cystic Fibrosis Patients To Determine Transmission Events by Use of Whole-Genome Sequencing</b>	2143–2152
<i>Andrea Ankrum, Barry G. Hall</i>	
<b>LETTERS TO THE EDITOR</b>	
<b>Simple Screening for Carbapenemase-Producing <i>Enterobacteriaceae</i> by Moxalactam Susceptibility Testing</b>	2276–2279
<i>Waka Imai, Masakazu Sasaki, Kotaro Aoki, Yoshikazu Ishii, Robert A. Bonomo, Tse Hsien Koh, Hinako Murakami, Toshisuke Morita, Kazuhiro Tateda</i>	



<b>High Macrolide Resistance in <i>Mycoplasma genitalium</i> Strains Causing Infection in Auckland, New Zealand</b>	2280–2282
<i>Indira Basu, Sally A. Roberts, James E. Bower, Gillian Henderson, Murray Reid</i>	
<b>Misidentification of <i>Mycobacterium paraense</i> as <i>Mycobacterium avium</i> Complex by Accuprobe</b>	2283–2284
<i>Husain Poonawala, Vincent E. Piscitelli, Lynn Ladutko, Sheldon Campbell</i>	
<b>Analysis of Morphologically Similar <i>Staphylococcus aureus</i> Colonies for Assessment of Phenotypic and Genotypic Correlation</b>	2285–2286
<i>Marissa Totten, Tracy Ross, Annie Voskertchian, Elizabeth Colantuoni, Aaron M. Milstone, Karen C. Carroll</i>	
<b>Problems with the Oxford Multilocus Sequence Typing Scheme for <i>Acinetobacter baumannii</i>: Do Sequence Type 92 (ST92) and ST109 Exist?</b>	2287–2289
<i>Mohammad Hamidian, Steven J. Nigro, Ruth M. Hall</i>	




AMERICAN  
SOCIETY FOR  
MICROBIOLOGY

Journal of  
Clinical Microbiology®

CONTENTS • AUGUST 2017 • VOLUME 55, NO. 8

COVER IMAGE



Cover photograph: See Photo Quiz, p. 2293. (Copyright © 2017 American Society for Microbiology. All Rights Reserved.)

PHOTO QUIZ

**Photo Quiz: Motile Structures in the Stool of a Field Biologist** 2293

*Brian A. Kendall, Vasyi V. Tkach, Yezid Gutierrez, John T. Longino, Marc Roger Couturier*

**Answer to Photo Quiz** 2562–2563

*Brian A. Kendall, Vasyi V. Tkach, Yezid Gutierrez, John T. Longino, Marc Roger Couturier*

THE BRIEF CASE

**The Brief Case: False-Positive Rapid Malaria Antigen Test Result in a Returned Traveler** 2294–2297

*Kristle L. Haberichter, Paul C. Johnson, Paul J. Chittick, Peter Millward, Barbara Robinson-Dunn, Bobby L. Boyanton, Jr.*

**Closing the Brief Case: False-Positive Rapid Malaria Antigen Test Result in a Returned Traveler** 2560–2561

*Kristle L. Haberichter, Paul C. Johnson, Paul J. Chittick, Peter Millward, Barbara Robinson-Dunn, Bobby L. Boyanton, Jr.*

BIOGRAPHICAL FEATURE

**Biographical Feature: Paul C. Schreckenberger, Ph.D.** 2298–2303

*Karen C. Carroll*

COMMENTARIES

**The Poisoned Well: Enhancing the Predictive Value of Antimicrobial Susceptibility Testing in the Era of Multidrug Resistance** 2304–2308

*Thea Brennan-Krohn, Kenneth P. Smith, James E. Kirby*

**Is This the Carbapenemase Test We've Been Waiting for? A Multicenter Evaluation of the Modified Carbapenem Inactivation Method** 2309–2312

*Susan M. Butler-Wu, April N. Abbott*

MINIREVIEW

**Point-of-Care Testing for Infectious Diseases: Past, Present, and Future** 2313–2320

*Thomas R. Kozel, Amanda R. Burnham-Marusch*

BACTERIOLOGY

**Modified Carbapenem Inactivation Method for Phenotypic Detection of Carbapenemase Production among *Enterobacteriaceae*** 2321–2333

*Virginia M. Pierce, Patricia J. Simner, David R. Lonsway, Darcie E. Roe-Carpenter, J. Kristie Johnson, William B. Brasso, April M. Bobenchik, Zabrina C. Lockett, Angella Charnot-Katsikas, Mary Jane Ferraro, Richard B. Thomson, Jr., Stephen G. Jenkins, Brandi M. Limbago, Sanchita Das*



SUBSCRIBED



- Molecular Diagnosis of Orthopedic-Device-Related Infection Directly from Sonication Fluid by Metagenomic Sequencing** 2334–2347  
*Teresa L. Street, Nicholas D. Sanderson, Bridget L. Atkins, Andrew J. Brent, Kevin Cole, Dona Foster, Martin A. McNally, Sarah Oakley, Leon Peto, Adrian Taylor, Tim E. A. Peto, Derrick W. Crook, David W. Eyre*
- Outbreak of NDM-1-Producing *Klebsiella pneumoniae* in a Dutch Hospital, with Interspecies Transfer of the Resistance Plasmid and Unexpected Occurrence in Unrelated Health Care Centers** 2380–2390  
*Thijs Bosch, Suzanne P. M. Lutgens, Mirjam H. A. Hermans, Peter C. Wever, Peter M. Schneeberger, Nicole H. M. Renders, Alexander C. A. P. Leenders, Jan A. J. W. Kluytmans, Annelot Schoffelen, Daan Notermans, Sandra Witteveen, Erik Bathoorn, Leo M. Schouls*
- A Novel Stool PCR Test for *Helicobacter pylori* May Predict Clarithromycin Resistance and Eradication of Infection at a High Rate** 2400–2405  
*Erin Beckman, Ilaria Saracino, Giulia Fiorini, Courtney Clark, Vladimir Slepnev, Denise Patel, Clarissa Gomez, Reddy Ponaka, Vecheslav Elagin, Dino Vaira*
- Multicenter Clinical Evaluation of BacT/Alert Virtuo Blood Culture System** 2413–2421  
*Michael R. Jacobs, Tony Mazzulli, Kevin C. Hazen, Caryn E. Good, Ayman M. Abdelhamed, Pauline Lo, Bianche Shum, Katharine P. Roman, Danielle C. Robinson*
- Investigation of *Kingella kingae* Invasive Infection Outbreaks in Day Care Facilities: Assessment of a Rapid Genotyping Tool Targeting the DNA Uptake Sequence** 2422–2430  
*Philippe Bidet, Violaine Tran Quang, Pablo Yagusky, André Birgy, Stéphane Bonacorsi, Romain Basmaci*
- T2 Magnetic Resonance Assay-Based Direct Detection of Three Lyme Disease-Related *Borrelia* Species in Whole-Blood Samples** 2453–2461  
*Jessica L. Snyder, Heidi Giese, Cheryl Bandoski-Gralinski, Jessica Townsend, Beck E. Jacobson, Robert Shivers, Anna M. Schotthoefer, Thomas R. Fritsche, Clayton Green, Steven M. Callister, John A. Branda, Thomas J. Lowery*
- Accurate and Rapid Differentiation of *Acinetobacter baumannii* Strains by Raman Spectroscopy: a Comparative Study** 2480–2490  
*Meron Ghebremedhin, Rae Heitkamp, Shubha Yesupriya, Bradford Clay, Nicole J. Crane*
- Validation and Implementation of Clinical Laboratory Improvements Act-Compliant Whole-Genome Sequencing in the Public Health Microbiology Laboratory** 2502–2520  
*Varvara K. Kozyreva, Chau-Linda Truong, Alexander L. Greninger, John Crandall, Rituparna Mukhopadhyay, Vishnu Chaturvedi*
- Emergence of a *Staphylococcus aureus* Clone Resistant to Mupirocin and Fusidic Acid Carrying Exotoxin Genes and Causing Mainly Skin Infections** 2529–2537  
*Anastassios Doudoulakakis, Iris Spiliopoulou, Nikolaos Spyridis, Nikolaos Giormezis, John Kopsidas, Maria Militopoulou, Evangelia Lebessi, Maria Tsolia*
- Development of a Web Tool for *Escherichia coli* Subtyping Based on *fimH* Alleles** 2538–2543  
*Louise Roer, Veronika Tchesnokova, Rosa Allesøe, Mariya Muradova, Sujay Chattopadhyay, Johanne Ahrenfeldt, Martin C. F. Thomsen, Ole Lund, Frank Hansen, Anette M. Hammerum, Evgeni Sokurenko, Henrik Hasman*

## MYCOBACTERIOLOGY AND AEROBIC ACTINOMYCETES

- Performance of the Abbott RealTime MTB and MTB RIF/INH Assays in a Setting of High Tuberculosis and HIV Coinfection in South Africa** 2491–2501  
*Lesley Scott, Anura David, Lara Noble, Matilda Nduna, Pedro Da Silva, Andrew Black, Francois Venter, Wendy Stevens*

## MYCOLOGY

- Analytical and Clinical Evaluation of the PathoNostics AsperGenius Assay for Detection of Invasive Aspergillosis and Resistance to Azole Antifungal Drugs Directly from Plasma Samples** 2356–2366  
*P. Lewis White, Raquel B. Posso, Rosemary A. Barnes*
- Culture-Based Methods and Molecular Tools for Azole-Resistant *Aspergillus fumigatus* Detection in a Belgian University Hospital** 2391–2399  
*I. Montesinos, M. A. Argudín, M. Hites, F. Ahajjam, M. Dodémont, C. Dagyan, M. Bakkali, I. Etienne, F. Jacobs, C. Knoop, S. Patteet, K. Lagrou*
- Evaluating and Improving Vitek MS for Identification of Clinically Relevant Species of *Trichosporon* and the Closely Related Genera *Cutaneotrichosporon* and *Apiotrichum*** 2439–2444  
*João N. de Almeida, Jr., Viviane M. Favero Gimenes, Elaine C. Francisco, Lumena P. Machado Siqueira, Renato K. Gonçalves de Almeida, Juliette Guitard, Christophe Hennequin, Arnaldo L. Colombo, Gil Benard, Flavia Rossi*
- Rapid and Accurate Molecular Identification of the Emerging Multidrug-Resistant Pathogen *Candida auris*** 2445–2452  
*Milena Kordalewska, Yanan Zhao, Shawn R. Lockhart, Anuradha Chowdhary, Indira Berrio, David S. Perlin*
- Rapid and Robust Identification of the Agents of Black-Grain Mycetoma by Matrix-Assisted Laser Desorption Ionization–Time of Flight Mass Spectrometry** 2521–2528  
*Mark Fraser, Andrew M. Borman, Elizabeth M. Johnson*

## VIROLOGY

- Assessment of the CaviDx ExaVir Load Assay for Monitoring Plasma Viral Load in HIV-2-Infected Patients** 2367–2379  
*Pedro Borrego, Maria Fátima Gonçalves, Perpétua Gomes, Lavínia Araújo, Inês Moranguinho, Inês Brito Figueiredo, Isabel Barahona, José Rocha, Claudino Mendonça, Maria Cesarina Cruz, Jorge Barreto, Nuno Taveira*
- Multicenter Clinical Evaluation of the Luminex Aries Flu A/B & RSV Assay for Pediatric and Adult Respiratory Tract Specimens** 2431–2438  
*Stefan Juretschko, James Mahony, Richard S. Buller, Ryhana Manji, Sherry Dunbar, Kimberly Walker, Arundhati Rao*
- Evaluation of Euroimmun Anti-Zika Virus IgM and IgG Enzyme-Linked Immunosorbent Assays for Zika Virus Serologic Testing** 2462–2471  
*Arnaud G. L'Huillier, Anne Hamid-Allie, Erik Kristjanson, Louis Papageorgiou, Sam Hung, Chun Fai Wong, Derek R. Stein, Romy Olsha, Lee W. Goneau, Kristina Dimitrova, Mike Drebot, David Safronetz, Jonathan B. Gubbay*



- Evaluation of the Aptima HIV-1 Quant Dx Assay for HIV-1 RNA Quantitation in Different Biological Specimen Types** 2544–2553  
*Christina Yek, Marta Massanella, Tashi Peling, Kristen Lednovich, Sangeetha V. Nair, Andrew Worlock, Milenka Vargas, Sara Gianella, Ronald J. Ellis, Matthew C. Strain, Michael P. Busch, C. Thomas Nugent, Douglas D. Richman*
- IMMUNOASSAYS**
- Low *Cryptococcus* Antigen Titers as Determined by Lateral Flow Assay Should Be Interpreted Cautiously in Patients without Prior Diagnosis of Cryptococcal Infection** 2472–2479  
*Marie Dubbels, Dane Granger, Elitza S. Theel*
- EPIDEMIOLOGY**
- Assessment of a New Lower-Cost Real-Time PCR Assay for Detection of High-Risk Human Papillomavirus: Useful for Cervical Screening in Limited-Resource Settings?** 2348–2355  
*Joel Fokom Domgue, Mark Schiffman, Nicolas H. Wentzensen, Julia C. Gage, Philip E. Castle, Tina R. Raine-Bennett, Barbara Fetterman, Thomas Lorey, Nancy E. Poitras, Brian Befano, Yi Xie, Lais S. Miachon, Michael Dean*
- Group B Streptococcus among Pregnant Women and Newborns in Mirzapur, Bangladesh: Colonization, Vertical Transmission, and Serotype Distribution** 2406–2412  
*Samir K. Saha, Zabeed B. Ahmed, Joyanta K. Modak, Hakka Naziat, Shampa Saha, Mohammad A. Uddin, Maksuda Islam, Abdullah H. Baqui, Gary L. Darmstadt, Stephanie J. Schrag*
- LETTERS TO THE EDITOR**
- Evaluation of a Real-Time Reverse Transcription-PCR (RT-PCR) Assay for Detection of Middle East Respiratory Syndrome Coronavirus (MERS-CoV) in Clinical Samples from an Outbreak in South Korea in 2015** 2554–2555  
*Jee-Soo Lee, Ji Soo Ahn, Byeong Su Yu, Sung Im Cho, Man Jin Kim, Jong Moon Choi, Soo Hyun Seo, Sung Sup Park, Moon-Woo Seong*
- Molecular Identification of *Saprochaete capitata* in Human Blood and Paraffinized Tissue Samples** 2556–2559  
*I. Arrieta-Aguirre, P. Menéndez-Manjón, M. S. Cuétara, L. López-Soria, J. C. García-Ruiz, M. D. Moragues*




AMERICAN  
SOCIETY FOR  
MICROBIOLOGY

Journal of  
Clinical Microbiology®

CONTENTS • SEPTEMBER 2017 • VOLUME 55, NO. 9

COVER IMAGE



Cover photograph: See Photo Quiz, p. 2565. (Copyright © 2017 American Society for Microbiology. All Rights Reserved.)

PHOTO QUIZ

**Photo Quiz: A 55-Year-Old Male with Hoarseness of Voice and Laryngeal Mass** 2565

*Payal Sojitra, Haiyan Chen, Swati Mehrotra, Richard Borrowdale, Paul C. Schreckenberger, Vijayalakshmi Ananthanarayanan*

**Answer to Photo Quiz** 2874–2875

*Payal Sojitra, Haiyan Chen, Swati Mehrotra, Richard Borrowdale, Paul C. Schreckenberger, Vijayalakshmi Ananthanarayanan*

EDITORIAL

**Prevalence and Predictive Values: a Micro-Comic Strip** 2566

*Alexander J. McAdam*

THE BRIEF CASE

**The Brief Case: *Scopulariopsis* Endocarditis—a Case of Mistaken Takayasu's Arteritis** 2567–2572

*Miguel A. Arroyo, Timothy B. Walls, Ryan F. Relich, Thomas E. Davis, Bryan H. Schmitt*

**Closing the Brief Case: *Scopulariopsis* Endocarditis—a Case of Mistaken Takayasu's Arteritis** 2872–2873

*Miguel A. Arroyo, Timothy B. Walls, Ryan F. Relich, Thomas E. Davis, Bryan H. Schmitt*

COMMENTARIES

**Susceptibility Testing for the Polymyxins: Two Steps Back, Three Steps Forward?** 2573–2582

*Shawn Vasoo*

**The Invisible Army** 2583–2589

*Peter H. Gilligan*

MINIREVIEWS

**Reliable Detection of Group B Streptococcus in the Clinical Laboratory** 2590–2598

*Manuel Rosa-Fraile, Barbara Spellerberg*

**Laboratory Diagnosis of Infective Endocarditis** 2599–2608

*Rachael M. Liesman, Bobbi S. Pritt, Joseph J. Maleszewski, Robin Patel*

BACTERIOLOGY

**Colistin and Polymyxin B Susceptibility Testing for Carbapenem-Resistant and *mcr*-Positive *Enterobacteriaceae*: Comparison of Sensititre, MicroScan, Vitek 2, and Etest with Broth Microdilution** 2609–2616

*Ka Lip Chew, My-Van La, Raymond T. P. Lin, Jeanette W. P. Teo*



<b>Emergency Department Urinary Antibiograms Differ by Specific Patient Group</b> <i>S. Jorgensen, M. Zurayk, S. Yeung, J. Terry, M. Dunn, P. Nieberg, A. Wong-Beringer</i>	2629–2636
<b>Identification of Group B Streptococcus Capsule Type by Use of a Dual Phenotypic/Genotypic Assay</b> <i>Areej Alhhazmi, Armaan Pandey, Gregory J. Tyrrell</i>	2637–2650
<b><i>Clostridium difficile</i> PCR Cycle Threshold Predicts Free Toxin</b> <i>Fiona Senchyna, Rajiv L. Gaur, Saurabh Gombar, Cynthia Y. Truong, Lee F. Schroeder, Niaz Banaei</i>	2651–2660
<b>Rapid Differentiation of <i>Haemophilus influenzae</i> and <i>Haemophilus haemolyticus</i> by Use of Matrix-Assisted Laser Desorption Ionization–Time of Flight Mass Spectrometry with ClinProTools Mass Spectrum Analysis</b> <i>Jonathan H. K. Chen, Vincent C. C. Cheng, Chun-Pong Wong, Sally C. Y. Wong, Wing-Cheong Yam, Kwok-Yung Yuen</i>	2679–2685
<b>Excellent Diagnostic Characteristics for Ultrafast Gene Profiling of DEFA1-IL1B-LTF in Detection of Prosthetic Joint Infections</b> <i>Regina Fillerova, Jiri Gallo, Martin Radvansky, Veronika Kraiczova, Milos Kudelka, Eva Kriegova</i>	2686–2697
<b>Rapid Filter-Based Detection and Culture of <i>Burkholderia pseudomallei</i> from Small Volumes of Urine</b> <i>Pierre A. Michel, Christine Lascols, Jay E. Gee, Linda M. Weigel, David Sue</i>	2698–2707
<b>Parallel Evaluation of the MALDI Sepsityper and Verigene BC-GN Assays for Rapid Identification of Gram-Negative Bacilli from Positive Blood Cultures</b> <i>Miguel A. Arroyo, Gerald A. Denys</i>	2708–2718
<b>The Effect of Preoperative Antimicrobial Prophylaxis on Intraoperative Culture Results in Patients with a Suspected or Confirmed Prosthetic Joint Infection: a Systematic Review</b> <i>Marjan Wouthuyzen-Bakker, Natividad Benito, Alex Soriano</i>	2765–2774
<b>WciG O-Acetyltransferase Functionality Differentiates Pneumococcal Serotypes 35C and 42</b> <i>K. Aaron Geno, C. Allen Bush, Mengnan Wang, Cheng Jin, Moon H. Nahm, Jinghua Yang</i>	2775–2784
<b>Use of Nucleic Acid Amplification Testing for Diagnosis of Extragenital Sexually Transmitted Infections</b> <i>Lisa A. Cosentino, Claire S. Danby, Lorna K. Rabe, Ingrid Macio, Leslie A. Meyn, Harold C. Wiesenfeld, Sharon L. Hillier</i>	2801–2807
<b>Laboratory Workflow Analysis of Culture of Periprosthetic Tissues in Blood Culture Bottles</b> <i>Trisha N. Peel, John A. Sedarski, Brenda L. Dylla, Samantha K. Shannon, Fazlollaah Amirahmadi, John G. Hughes, Allen C. Cheng, Robin Patel</i>	2817–2826
<b>Carbapenemase Detection among Carbapenem-Resistant Glucose-Nonfermenting Gram-Negative Bacilli</b> <i>Patricia J. Simner, Belita N. A. Opene, Krizia K. Chambers, Matthew E. Naumann, Karen C. Carroll, Pranita D. Tamma</i>	2858–2864

**SUBSCRIBED**



## MYCOBACTERIOLOGY AND AEROBIC ACTINOMYCETES

- Development of a One-Step Multiplex PCR Assay for Differential Detection of Major *Mycobacterium* Species** 2736–2751

*Hansong Chae, Seung Jung Han, Su-Young Kim, Chang-Seok Ki, Hee Jae Huh, Dongeun Yong, Won-Jung Koh, Sung Jae Shin*

## MYCOLOGY

- Validation of a New Web Application for Identification of Fungi by Use of Matrix-Assisted Laser Desorption Ionization–Time of Flight Mass Spectrometry** 2661–2670

*A. C. Normand, P. Becker, F. Gabriel, C. Cassagne, I. Accoceberry, M. Gari-Toussaint, L. Hasseine, D. De Geyter, D. Pierard, I. Surmont, F. Djenad, J. L. Donnadieu, M. Piarroux, S. Ranque, M. Hendrickx, R. Piarroux*

- Performance of a Quantitative PCR-Based Assay and Beta-D-Glucan Detection for Diagnosis of Invasive Candidiasis in Very-Low-Birth-Weight Preterm Neonatal Patients (CANDINEO Study)** 2752–2764

*Jose Tomas Ramos, Sonia Villar, Emilio Bouza, Elena Bergon-Sendin, Alfredo Perez Rivilla, Caridad Tapia Collados, Mariano Andreu, Candelaria Santana Reyes, María Isolina Campos-Herrero, Jon López de Heredia, María Cruz López Herrera, Paloma Anguita Alonso, Carmen Rosa Pallás-Alonso, Manuel Cuenca-Estrella, the CANDINEO Study Group*

## VIROLOGY

- Multimethod Longitudinal HIV Drug Resistance Analysis in Antiretroviral-Therapy-Naive Patients** 2785–2800

*Aubin J. Nanfack, Andrew D. Redd, Jude S. Bimela, Genesis Ncham, Emmanuel Achem, Andrew N. Banin, Allison R. Kirkpatrick, Stephen F. Porcella, Lucy A. Agyingi, Josephine Meli, Vittorio Colizzi, Arthur Nadas, Mirosław K. Gorny, Phillipe N. Nyambi, Thomas C. Quinn, Ralf Duerr*

- Comparative Evaluation of Subtyping Tools for Surveillance of Newly Emerging HIV-1 Strains** 2827–2837

*Lavinia Fabeni, Giulia Berno, Joseph Fokam, Ada Bertoli, Claudia Alteri, Caterina Gori, Federica Forbici, Desiré Takou, Alessandra Vergori, Mauro Zaccarelli, Gaetano Maffongelli, Vanni Borghi, Alessandra Latini, Alfredo Pennica, Claudio Maria Mastroianni, Francesco Montella, Cristina Mussini, Massimo Andreoni, Andrea Antinori, Carlo Federico Perno, Maria Mercedes Santoro, The Resistance Study Group*

- Proviral Features of Human T Cell Leukemia Virus Type 1 in Carriers with Indeterminate Western Blot Analysis Results** 2838–2849

*Madoka Kuramitsu, Tsuyoshi Sekizuka, Tadanori Yamochi, Sanaz Firouzi, Tomoo Sato, Kazumi Umeki, Daisuke Sasaki, Hiroo Hasegawa, Ryuji Kubota, Rieko Sobata, Chieko Matsumoto, Noriaki Kaneko, Haruka Momose, Kumiko Araki, Masumichi Saito, Kisato Nosaka, Atae Utsunomiya, Ki-Ryang Koh, Masao Ogata, Kaoru Uchimaruru, Masako Iwanaga, Yasuko Sagara, Yoshihisa Yamano, Akihiko Okayama, Kiyonori Miura, Masahiro Satake, Shigeru Saito, Kazuo Itabashi, Kazunari Yamaguchi, Makoto Kuroda, Toshiki Watanabe, Kazu Okuma, Isao Hamaguchi*

- New Highly Sensitive Real-Time PCR Assay for HIV-2 Group A and Group B DNA Quantification** 2850–2857

*Mélanie Bertine, Marie Gueudin, Adeline Mélard, Florence Damond, Diane Descamps, Sophie Matheron, Fidéline Collin, Christine Rouzioux, Jean-Christophe Plantier, Véronique Avettand-Fenoel, for the ANRS-CO5 HIV-2 and the ANRS-AC11 Quantification Working Group*



IMMUNOASSAYS

- Discovery of Specific Antigens That Can Predict Microfilarial Intensity in *Loa loa* Infection** 2671–2678  
*Papa M. Drame, Sasisekhar Bennuru, Thomas B. Nutman*

CLINICAL VETERINARY MICROBIOLOGY

- “Pathotyping” Multiplex PCR Assay for *Haemophilus parasuis*: a Tool for Prediction of Virulence** 2617–2628  
*Kate J. Howell, Lucy A. Weinert, Sarah E. Peters, Jinhong Wang, Juan Hernandez-Garcia, Roy R. Chaudhuri, Shi-Lu Luan, Øystein Angen, Virginia Aragon, Susanna M. Williamson, Paul R. Langford, Andrew N. Rycroft, Brendan W. Wren, Duncan J. Maskell, Alexander W. Tucker, on behalf of the BRaDP1T Consortium*

- Association of Atypical Enteropathogenic *Escherichia coli* with Diarrhea and Related Mortality in Kittens** 2719–2735  
*Victoria E. Watson, Megan E. Jacob, James R. Flowers, Sandra J. Strong, Chitrita DebRoy, Jody L. Gookin*

EPIDEMIOLOGY

- Next-Generation Sequence Analysis Reveals Transfer of Methicillin Resistance to a Methicillin-Susceptible *Staphylococcus aureus* Strain That Subsequently Caused a Methicillin-Resistant *Staphylococcus aureus* Outbreak: a Descriptive Study** 2808–2816  
*Veronica Weterings, Thijs Bosch, Sandra Witteveen, Fabian Landman, Leo Schouls, Jan Kluytmans*

LETTERS TO THE EDITOR

- Evaluation of the BD Max StaphSR Assay for Detecting Methicillin-Resistant *Staphylococcus aureus* (MRSA) and Methicillin-Susceptible *S. aureus* (MSSA) in ESwab-Collected Wound Samples** 2865–2867  
*Suzane Silbert, Alicia Gostnell, Carly Kubasek, Raymond Widen*

- Whole-Genome Sequencing Overrides a Suspected Case of Carbapenem-Resistant *Enterobacter cloacae* Transmission** 2868–2870  
*Mark Chen, Sean Conlan, Anna F. Lau, John P. Dekker, Clay Deming, NISC Comparative Sequencing Program, David K. Henderson, Karen M. Frank, Tara N. Palmore, Julia A. Segre*

AUTHOR CORRECTION

- Correction for Eck et al., “Robust Microbiota-Based Diagnostics for Inflammatory Bowel Disease”** 2871  
*A. Eck, E. F. J. de Groot, T. G. J. de Meij, M. Welling, P. H. M. Savelkoul, A. E. Budding*



AMERICAN  
SOCIETY FOR  
MICROBIOLOGY

Journal of  
Clinical Microbiology®

CONTENTS • OCTOBER 2017 • VOLUME 55, NO. 10

COVER IMAGE



Cover photograph: See Photo Quiz, p. 2877. (Copyright © 2017 American Society for Microbiology. All Rights Reserved.)

PHOTO QUIZ

**Photo Quiz: Fatal Septicemia in an Immunocompromised Patient** 2877  
*Puja H. Nambiar, Mindy Tokarczyk, Joseph A. DeSimone, Jr.*

**Answer to Photo Quiz** 3149–3150  
*Puja H. Nambiar, Mindy Tokarczyk, Joseph A. DeSimone, Jr.*

EDITORIAL

**Discrepant Analysis and Bias: a Micro-Comic Strip** 2878–2879  
*Alexander J. McAdam*

THE BRIEF CASE

**The Brief Case: *Angiostrongylus cantonensis* Eosinophilic Meningitis in a Returned Traveler** 2880–2883  
*Kunatum Prasadthratsint, Julia Lewis, Marc Roger Couturier*

**Closing the Brief Case: *Angiostrongylus cantonensis* Eosinophilic Meningitis in a Returned Traveler** 3147–3148  
*Kunatum Prasadthratsint, Julia Lewis, Marc Roger Couturier*

MINIREVIEWS

**The Human Virome: Implications for Clinical Practice in Transplantation Medicine** 2884–2893  
*Susanna K. Tan, David A. Relman, Benjamin A. Pinsky*

**Molecular Diagnostics Update for the Emerging (If Not Already Widespread) Sexually Transmitted Infection Agent *Mycoplasma genitalium*: Just About Ready for Prime Time** 2894–2902  
*Erik Munson*

***Babesia microti*: from Mice to Ticks to an Increasing Number of Highly Susceptible Humans** 2903–2912  
*Lars F. Westblade, Matthew S. Simon, Blaine A. Mathison, Laura A. Kirkman*

BACTERIOLOGY

**Accurate Detection of Methicillin-Resistant *Staphylococcus aureus* in Mixtures by Use of Single-Bacterium Duplex Droplet Digital PCR** 2946–2955  
*Jun Luo, Junhua Li, Hang Yang, Junping Yu, Hongping Wei*



<b>Rapid Detection of <i>Bacillus anthracis</i> Bloodstream Infections by Use of a Novel Assay in the GeneXpert System</b>	2964–2971
<i>Padmapriya P. Banada, Srinidhi Deshpande, Riccardo Russo, Eric Singleton, Darshini Shah, Bhavana Patel, Michele Burday, Ranie Koshy, Qing Wang, Martin Jones, Alexander Gall, Sergey Likhov, Robert Kwiatkowski, David Persing, Nancy Connell, David Alland</i>	
<b>Evaluation of the Rapid Polymyxin NP Test for Polymyxin B Resistance Detection Using <i>Enterobacter cloacae</i> and <i>Enterobacter aerogenes</i> Isolates</b>	3016–3020
<i>Shelby Simar, Diane Sibley, Deborah Ashcraft, George Pankey</i>	
<b>Determination of Disk Diffusion and MIC Quality Control Ranges for Nafithromycin (WCK 4873), a New Lactone-Ketolide</b>	3021–3027
<i>Meredith A. Hackel, James A. Karlow sky, Dana Dressel, Daniel F. Sahn</i>	
<b>Molecular Tests That Target the RTX Locus Do Not Distinguish between <i>Kingella kingae</i> and the Recently Described <i>Kingella negevensis</i> Species</b>	3113–3122
<i>Nawal El Houmami, Janek Bzdrenga, Guillaume André Durand, Philippe Minodier, Hervé Seligmann, Elsa Prudent, Sofiane Bakour, Stéphane Bonacorsi, Didier Raoult, Pablo Yagupsky, Pierre-Edouard Fournier</i>	
<b>Evaluation of Copan FecalSwab as Specimen Type for Use in Xpert <i>C. difficile</i> Assay</b>	3123–3129
<i>Michael J. Mashock, Matthew L. Faron, Blake W. Buchan, Nathan A. Ledeboer</i>	
<b>Determination of Disk Diffusion and MIC Quality Control Guidelines for High-Dose Cefepime-Tazobactam (WCK 4282), a Novel Antibacterial Combination Consisting of a <math>\beta</math>-Lactamase Inhibitor and a Fourth-Generation Cephalosporin</b>	3130–3134
<i>Stefan Riedel, Michael D. Huband, Helio S. Sader, Robert K. Flamm, Ronald N. Jones</i>	
<b>MYCOBACTERIOLOGY AND AEROBIC ACTINOMYCETES</b>	
<b>Discovery and Validation of a Six-Marker Serum Protein Signature for the Diagnosis of Active Pulmonary Tuberculosis</b>	3057–3071
<i>Mary A. De Groote, David G. Sterling, Thomas Hraha, Theresa M. Russell, Louis S. Green, Kirsten Wall, Stephan Kraemer, Rachel Ostroff, Nebojsa Janjic, Urs A. Ochsner</i>	
<b>Potential of High-Affinity, Slow Off-Rate Modified Aptamer Reagents for <i>Mycobacterium tuberculosis</i> Proteins as Tools for Infection Models and Diagnostic Applications</b>	3072–3088
<i>Theresa M. Russell, Louis S. Green, Taylor Rice, Nicole A. Kruh-Garcia, Karen Dobos, Mary A. De Groote, Thomas Hraha, David G. Sterling, Nebojsa Janjic, Urs A. Ochsner</i>	
<b>MYCOLOGY</b>	
<b><i>Fusarium</i> Keratitis in Germany</b>	2983–2995
<i>Grit Walther, Serena Stasch, Kerstin Kaerger, Axel Hamprecht, Mathias Roth, Oliver A. Cornely, Gerd Geerling, Colin R. Mackenzie, Oliver Kurzai, Marie von Lilienfeld-Toal</i>	
<b>Survival, Persistence, and Isolation of the Emerging Multidrug-Resistant Pathogenic Yeast <i>Candida auris</i> on a Plastic Health Care Surface</b>	2996–3005
<i>Rory M. Welsh, Meghan L. Bentz, Alicia Shams, Hollis Houston, Amanda Lyons, Laura J. Rose, Anastasia P. Litvintseva</i>	

SUBSCRIBED



## PARASITOLOGY

- Identification of *Leishmania* by Matrix-Assisted Laser Desorption Ionization–Time of Flight (MALDI-TOF) Mass Spectrometry Using a Free Web-Based Application and a Dedicated Mass-Spectral Library** 2924–2933

*Laurence Lachaud, Anna Fernández-Arévalo, Anne-Cécile Normand, Patrick Lami, Cécile Nabet, Jean Luc Donnadieu, Martine Piarroux, Farid Djenad, Carole Cassagne, Christophe Ravel, Silvia Tebar, Teresa Llovet, Denis Blanchet, Magalie Demar, Zoubir Harrat, Karim Aoun, Patrick Bastien, Carmen Muñoz, Montserrat Gállego, Renaud Piarroux*

- Detection of *Plasmodium* Infection by the *illumigene* Malaria Assay Compared to Reference Microscopy and Real-Time PCR** 3037–3045

*Candace Rypien, Barbara Chow, Wilson W. Chan, Deirdre L. Church, Dylan R. Pillai*

## VIROLOGY

- Serum Hepatitis B Virus DNA, RNA, and HBsAg: Which Correlated Better with Intrahepatic Covalently Closed Circular DNA before and after Nucleos(t)ide Analogue Treatment?** 2972–2982

*Yuhua Gao, Yutang Li, Qinghua Meng, Zhanqing Zhang, Ping Zhao, Qinghua Shang, Yue Li, Mingze Su, Tong Li, Xueen Liu, Hui Zhuang*

- Designing HIV Testing Algorithms Based on 2015 WHO Guidelines Using Data from Six Sites in Sub-Saharan Africa** 3006–3015

*Cara S. Kosack, Leslie Shanks, Greet Beelaert, Tumwesigye Benson, Aboubacar Savane, Anne Ng'ang'a, André Bitá, Jean-Paul B. N. Zahinda, Katrien Franssen, Anne-Laure Page*

- Evaluation of a Novel Reporter Virus Neutralization Test for Serological Diagnosis of Zika and Dengue Virus Infection** 3028–3036

*Chao Shan, Daniel A. Ortiz, Yujiao Yang, Susan J. Wong, Laura D. Kramer, Pei-Yong Shi, Michael J. Loeffelholz, Ping Ren*

- Neutralization Assay for Zika and Dengue Viruses by Use of Real-Time-PCR-Based Endpoint Assessment** 3104–3112

*Heather L. Wilson, Thomas Tran, Julian Druce, Myrielle Dupont-Rouzeyrol, Michael Catton*

## IMMUNOASSAYS

- Performance Assessment of a *Trypanosoma cruzi* Chimeric Antigen in Multiplex Liquid Microarray Assays** 2934–2945

*Fred Luciano Neves Santos, Paola Alejandra Fiorani Celedon, Nilson Ivo Tonin Zanchin, Amanda Leitolis, Sandra Crestani, Leonardo Foti, Wayner Vieira de Souza, Yara de Miranda Gomes, Marco Aurélio Krieger*

- Improved Serodiagnostic Performance for Lyme Disease by Use of Two Recombinant Proteins in Enzyme-Linked Immunosorbent Assay Compared to Standardized Two-Tier Testing** 3046–3056

*Gary L. Bradshaw, R. Kelley Thueson, Todd J. Uriona*

## EPIDEMIOLOGY

- Prevalence of Human Papillomavirus in Self-Taken Samples from Screening Nonattenders** 2913–2923

*J. U. H. Lam, M. Rebolj, D. M. Ejegod, H. Pedersen, C. Rygaard, E. Lynge, E. Harder, L. T. Thomsen, S. K. Kjaer, J. Bonde*



<b>Investigation of Respiratory Syncytial Virus Outbreak on an Adult Stem Cell Transplant Unit by Use of Whole-Genome Sequencing</b>	<b>2956–2963</b>
<i>Yijun Zhu, Teresa R. Zembower, Kristen E. Metzger, Zhengdeng Lei, Stefan J. Green, Chao Qi</i>	
<b>Comparative Genomics Study of <i>Staphylococcus epidermidis</i> Isolates from Orthopedic-Device-Related Infections Correlated with Patient Outcome</b>	<b>3089–3103</b>
<i>Virginia Post, Llinos G. Harris, Mario Morgenstern, Leonardos Mageiros, Matthew D. Hitchings, Guillaume Méric, Ben Pascoe, Samuel K. Sheppard, R. Geoff Richards, T. Fintan Moriarty</i>	
LETTERS TO THE EDITOR	
<b>Cross-Reacting <i>Ustilago maydis</i> Causing False-Positive Cryptococcal Antigen Test Results</b>	<b>3135–3137</b>
<i>Matthew P. Cheng, Tien T. Nguyen, Leighanne O. Parkes, Philippe J. Dufresne, Donald C. Sheppard</i>	
<b>Evaluation of a New Commercial Microarray Platform for the Simultaneous Detection of <math>\beta</math>-Lactamase and <i>mcr-1</i> and <i>mcr-2</i> Genes in <i>Enterobacteriaceae</i></b>	<b>3138–3141</b>
<i>Odette J. Bernasconi, Luigi Principe, Regula Tinguely, Aneta Karczmarek, Vincent Perreten, Francesco Luzzaro, Andrea Endimiani</i>	
<b>Screening Cerebrospinal Fluid Prior to Herpes Simplex Virus PCR Testing Might Miss Cases of Herpes Simplex Encephalitis</b>	<b>3142–3143</b>
<i>Benjamin T. Galen</i>	
<b>Reply to Galen, “Screening Cerebrospinal Fluid Prior to Herpes Simplex Virus PCR Testing Might Miss Cases of Herpes Simplex Encephalitis”</b>	<b>3144–3145</b>
<i>Ronald G. Hauser, Sheldon M. Campbell, Cynthia A. Brandt, Shiyi Wang</i>	
AUTHOR CORRECTION	
<b>Correction for Nelson et al., “Predicting the Ability of Preclinical Diagnosis To Improve Control of Farm-to-Farm Foot-and-Mouth Disease Transmission in Cattle”</b>	<b>3146</b>
<i>Noel Nelson, David J. Paton, Simon Gubbins, Claire Colenutt, Emma Brown, Sophia Hodgson, Jose L. Gonzales</i>	



AMERICAN  
SOCIETY FOR  
MICROBIOLOGY

Journal of  
Clinical Microbiology®

CONTENTS • NOVEMBER 2017 • VOLUME 55, NO. 11

COVER IMAGE



Cover photograph: See Photo Quiz, p. 3151. (Copyright © 2017 American Society for Microbiology. All Rights Reserved.)

PHOTO QUIZ

**Photo Quiz: A 69-Year-Old Immunosuppressed Male with Chest Pain and Shortness of Breath** 3151-3152

*Robin Olson, Kimber L. Munson, Maureen Napierala, Erik Munson*

**Answer to Photo Quiz** 3311-3312

*Robin Olson, Kimber L. Munson, Maureen Napierala, Erik Munson*

EDITORIALS

**Sensitivity and Specificity or Positive and Negative Percent Agreement?  
A Micro-Comic Strip** 3153-3154

*Alexander J. McAdam*

**In Memoriam: Deanna A. Sutton, Ph.D.** 3155-3156

*Nathan P. Wiederhold, Annette Fothergill Bodi*

THE BRIEF CASE

**The Brief Case: Bacteremia and Vertebral Osteomyelitis Due to *Staphylococcus schleiferi*** 3157-3161

*Melanie L. Yarbrough, Yasir Hamad, Carey-Ann D. Burnham, Ige A. George*

**Closing the Brief Case: Bacteremia and Vertebral Osteomyelitis Due to *Staphylococcus schleiferi*** 3309-3310

*Melanie L. Yarbrough, Yasir Hamad, Carey-Ann D. Burnham, Ige A. George*

BIOGRAPHICAL FEATURE

**Biographical Feature: William Michael Dunne, Jr., Ph.D.** 3162-3166

*Betty A. Forbes*

MINIREVIEWS

**Is *Staphylococcus lugdunensis* Significant in Clinical Samples?** 3167-3174

*Xavier Argemi, Yves Hansmann, Philippe Riegel, Gilles Prévost*

**Towards a Universal Molecular Microbiological Test** 3175-3182

*Richard J. N. Allcock, Amy V. Jennison, David Warrilow*

**Assessing Clinical Microbiology Practice Guidelines: American Society for Microbiology Ad Hoc Committee on Evidence-Based Laboratory Medicine Practice Guidelines Assessment** 3183-3193

*Irving Nachamkin, Thomas J. Kirn, Lars F. Westblade, Romney Humphries*



SUBSCRIBED



## BACTERIOLOGY

- French Prospective Clinical Evaluation of the Aptima *Mycoplasma genitalium* CE-IVD Assay and Macrolide Resistance Detection Using Three Distinct Assays** 3194–3200  
*Chloé Le Roy, Sabine Pereyre, Nadège Hénin, Cécile Bébéar*
- Multiplex Real-Time PCR Assay for Simultaneous Identification of *Neisseria gonorrhoeae* and Its Ciprofloxacin Susceptibility Status** 3201–3209  
*Sumudu R. Perera, Nurul H. Khan, Irene Martin, Ali Taheri, Rajinder P. Parti, Paul N. Levett, Greg B. Horsman, Anthony Kusalik, Jo-Anne R. Dillon*
- Mycoplasma genitalium* Macrolide and Fluoroquinolone Resistance Detection and Clinical Implications in a Selected Cohort in New Zealand** 3242–3248  
*Trevor Anderson, Edward Coughlan, Anja Werno*
- Multisite Evaluation of the BD Max Extended Enteric Bacterial Panel for Detection of *Yersinia enterocolitica*, Enterotoxigenic *Escherichia coli*, *Vibrio*, and *Plesiomonas shigelloides* from Stool Specimens** 3258–3266  
*Patricia J. Simner, Margret Oethinger, Kathleen A. Stellrecht, Dylan R. Pillai, Ram Yogev, Helene Leblond, Joel Mortensen*
- Fingoldia magna* Isolated from Orthopedic Joint Implant-Associated Infections** 3283–3291  
*Bo Söderquist, Sanna Björklund, Bengt Hellmark, Anders Jensen, Holger Brüggemann*

## MYCOBACTERIOLOGY AND AEROBIC ACTINOMYCETES

- The TB Portals: an Open-Access, Web-Based Platform for Global Drug-Resistant-Tuberculosis Data Sharing and Analysis** 3267–3282  
*Alex Rosenthal, Andrei Gabrielian, Eric Engle, Darrell E. Hurt, Sofia Alexandru, Valeriu Crudu, Eugene Sergueev, Valery Kirichenko, Vladimir Lapitskii, Eduard Snezhko, Vassili Kovalev, Andrei Astrovko, Alena Skrahina, Jessica Taaffe, Michael Harris, Alyssa Long, Kurt Wollenberg, Irada Akhundova, Sharafat Ismayilova, Aliksandr Skrahin, Elcan Mammadbayov, Hagigat Gadirova, Rafik Abuzarov, Mehriban Seyfaddinova, Zaza Avaliani, Irina Strambu, Dragos Zaharia, Alexandru Muntean, Eugenia Ghita, Miron Bogdan, Roxana Mindru, Victor Spinu, Alexandra Sora, Catalina Ene, Sergo Vashakidze, Natalia Shubladze, Ucha Nanava, Alexander Tuzikov, Michael Tartakovsky*

## MYCOLOGY

- Molecular Diagnosis of Invasive Aspergillosis and Detection of Azole Resistance by a Newly Commercialized PCR Kit** 3210–3218  
*Eric Dannaoui, Frédéric Gabriel, Manuel Gaboyard, Gaëlle Lagardere, Lucile Audebert, Gilles Quesne, Sandrine Godichaud, Paul E. Verweij, Isabelle Accoceberry, Marie-Elisabeth Bougnoux*

## VIROLOGY

- Variable Sensitivity in Molecular Detection of Zika Virus in European Expert Laboratories: External Quality Assessment, November 2016** 3219–3226  
*Remi Charrel, Ramona Mögling, Suzan Pas, Anna Papa, Cecile Baronti, Marion Koopmans, Hervé Zeller, Isabelle Leparç-Goffart, Chantal B. Reusken*
- Field Evaluation of Performance of Alere and Cepheid Qualitative HIV Assays for Pediatric Point-of-Care Testing in an Academic Hospital in Soweto, South Africa** 3227–3235  
*Tanya Y. Murray, Gayle G. Sherman, Firdose Nakwa, William B. MacLeod, Nosisa Sipambo, Sithembiso Velaphi, Sergio Carmona*

## IMMUNOASSAYS

- Evaluation of the Lumipulse G TP-N Chemiluminescent Immunoassay as a Syphilis Screening Test** 3236–3241

*Daniel A. Ortiz, Michael J. Loeffelholz*

## CLINICAL VETERINARY MICROBIOLOGY

- Development of Serotype-Specific PCR Assays for Typing of *Haemophilus parasuis* Isolates Circulating in Southern China** 3249–3257

*Aiqing Jia, Ruyue Zhou, Huiying Fan, Kaijie Yang, Jianmin Zhang, Yindi Xu, Guiping Wang, Ming Liao*

## LETTERS TO THE EDITOR

- Membrane Filtration Is Suitable for Reliable Elimination of *Mycobacterium tuberculosis* from Saliva for Therapeutic Drug Monitoring** 3292–3293

*Simone H. J. van den Elsen, Tridia van der Laan, Onno W. Akkerman, Adri G. M. van der Zanden, Jan-Willem C. Alffenaar, Dick van Soolingen*

- Urine as Sample Type for Molecular Diagnosis of Natural Yellow Fever Virus Infections** 3294–3296

*Chantal B. E. M. Reusken, Marjolein Knoester, Corine GeurtsvanKessel, Marion Koopmans, Daan G. Knapen, Wouter F. W. Bierman, Suzan Pas*

- Citrate Anticoagulant Improves the Sensitivity of *Borrelia burgdorferi* Plasma Culture** 3297–3299

*Adriana R. Marques, Xiuli Yang, Alexis A. Smith, Xuran Zhuang, Siu-Ping Turk, Carla D. Williams, Melissa A. Law, Alan G. Barbour, Utpal Pal*

- Evaluation of GenoType MTBDRplus by Use of Extracted DNA from Formalin-Fixed Paraffin-Embedded Specimens** 3300–3302

*Frieder Schaumburg, Georg Peters, Eva Wardelmann, Karsten Becker, Jan Sperveslage*

- Modern Hematology Analyzers Are Very Useful for Diagnosis of Malaria and, Crucially, May Help Avoid Misdiagnosis** 3303–3304

*Thomas Hanscheid, Martin P. Grobusch*

- Reply to “Modern Hematology Analyzers Are Very Useful for Diagnosis of Malaria and, Crucially, May Help Avoid Misdiagnosis”** 3305

*Blaine A. Mathison, Bobbi S. Pritt*

- Integrated Stewardship Model Comprising Antimicrobial, Infection Prevention, and Diagnostic Stewardship (AID Stewardship)** 3306–3307

*J. H. Dik, R. Poelman, A. W. Friedrich, H. G. M. Niesters, J. W. A. Rossen, B. Sinha*

- Reply to “Integrated Stewardship Model Comprising Antimicrobial, Infection Prevention, and Diagnostic Stewardship (AID Stewardship)”** 3308

*Kevin Messacar, Sarah K. Parker, James K. Todd, Samuel R. Dominguez*





AMERICAN  
SOCIETY FOR  
MICROBIOLOGY

Journal of  
Clinical Microbiology®

CONTENTS • DECEMBER 2017 • VOLUME 55, NO. 12

COVER IMAGE



Cover photograph: See Photo Quiz, p. 3313. (Copyright © 2017 American Society for Microbiology. All Rights Reserved.)

PHOTO QUIZ

**Photo Quiz: Peripheral Blood Smear in a Ugandan Refugee** 3313–3314  
*Raffaele Bernardo, Shoshana Streiter, Perry Tiberio, Benjamin A. Rodwin,  
Amir Mohareb, Onyema Ogbuagu, Brinda Emu, Jaimie P. Meyer*

**Answer to Photo Quiz** 3568  
*Raffaele Bernardo, Shoshana Streiter, Perry Tiberio, Benjamin A. Rodwin,  
Amir Mohareb, Onyema Ogbuagu, Brinda Emu, Jaimie P. Meyer*

EDITORIAL

**The Role of Scientific and Medical Societies in Journals ... and More:  
a Micro-Comic Strip** 3315  
*Alexander J. McAdam*

THE BRIEF CASE

**The Brief Case: Confirmed Positive HIV-1 Serologic Screening but Undetectable  
RNA Virus Load in a Pregnant Woman** 3316–3320  
*Rohan P. Joshi, Carlos A. Gomez, David Steiner, Natali Aziz, Benjamin A. Pinsky*

**Closing the Brief Case: Confirmed Positive HIV-1 Serological Screening but  
Undetectable RNA Virus Load in a Pregnant Woman** 3566–3567  
*Rohan P. Joshi, Carlos A. Gomez, David Steiner, Natali Aziz, Benjamin A. Pinsky*

COMMENTARIES

**Optimizing Test Utilization in the Clinical Microbiology Laboratory:  
Tools and Opportunities** 3321–3323  
*Bobbi S. Pritt*

**Thinking beyond the Common *Candida* Species: Need for Species-Level  
Identification of *Candida* Due to the Emergence of Multidrug-Resistant  
*Candida auris*** 3324–3327  
*Shawn R. Lockhart, Brendan R. Jackson, Snigdha Vallabhaneni, Luis  
Ostrosky-Zeichner, Peter G. Pappas, Tom Chiller*

MINIREVIEWS

**Matrix-Assisted Laser Desorption Ionization–Time of Flight Mass Spectrometry  
for Use with Positive Blood Cultures: Methodology, Performance, and  
Optimization** 3328–3338  
*Matthew L. Faron, Blake W. Buchan, Nathan A. Ledebor*



- Progress and Challenges towards Point-of-Care Diagnostic Development for Dengue** 3339–3349  
*Junxiong Pang, Po Ying Chia, David C. Lye, Yee Sin Leo*
- BACTERIOLOGY**
- Implementation of a Clinical Decision Support Tool for Stool Cultures and Parasitological Studies in Hospitalized Patients** 3350–3354  
*D. Nikolic, S. S. Richter, K. Asamoto, R. Wyllie, R. Tuttle, G. W. Procop*
- Genomic Characterization of Urethritis-Associated *Neisseria meningitidis* Shows that a Wide Range of *N. meningitidis* Strains Can Cause Urethritis** 3374–3383  
*Kevin C. Ma, Magnus Unemo, Samo Jeverica, Robert D. Kirkcaldy, Hideyuki Takahashi, Makoto Ohnishi, Yonatan H. Grad*
- A Modified Carbapenem Inactivation Method, CIMTris, for Carbapenemase Production in *Acinetobacter* and *Pseudomonas* Species** 3405–3410  
*Kohei Uechi, Tatsuya Tada, Kayo Shimada, Kyoko Kuwahara-Arai, Momoko Arakaki, Takaaki Tome, Isamu Nakasone, Shiro Maeda, Teruo Kirikae, Jiro Fujita*
- Evaluation of the cobas Cdiff Test for Detection of Toxigenic *Clostridium difficile* in Stool Samples** 3426–3436  
*Lance R. Peterson, Stephen A. Young, Thomas E. Davis, Jr., Zi-Xuam Wang, John Duncan, Christopher Noutsios, Oliver Liesenfeld, John C. Osiecki, Michael A. Lewinski*
- High-Stringency Evaluation of the Automated BD Phoenix CPO Detect and Rapidec Carba NP Tests for Detection and Classification of Carbapenemases** 3437–3443  
*Gina Thomson, David Turner, William Brasso, Susan Kircher, Thierry Guillet, Kenneth Thomson*
- Detection of Colistin-Resistant MCR-1-Positive *Escherichia coli* by Use of Assays Based on Inhibition by EDTA and Zeta Potential** 3454–3465  
*Fernanda Esposito, Miriam R. Fernandes, Ralf Lopes, Maria Muñoz, Caetano P. Sabino, Marcos P. Cunha, Ketrin C. Silva, Rodrigo Cayô, Willames M. B. S. Martins, Andrea M. Moreno, Terezinha Knöbl, Ana C. Gales, Nilton Lincopan*
- Effects of Clinically Meaningful Concentrations of Antipseudomonal  $\beta$ -Lactams on Time to Detection and Organism Growth in Blood Culture Bottles** 3502–3512  
*Mordechai Grupper, David P. Nicolau, Jaber Aslanzadeh, Linda K. Tanner, Joseph L. Kuti*
- Safety and Accuracy of Matrix-Assisted Laser Desorption Ionization–Time of Flight Mass Spectrometry for Identification of Highly Pathogenic Organisms** 3513–3529  
*James T. Rudrik, Marty K. Soehnlén, Michael J. Perry, Maureen M. Sullivan, Wanda Reiter-Kintz, Philip A. Lee, Denise Pettit, Anthony Tran, Erin Swaney*
- Rapid Nanopore Sequencing of Plasmids and Resistance Gene Detection in Clinical Isolates** 3530–3543  
*Jamie K. Lemon, Pavel P. Khil, Karen M. Frank, John P. Dekker*
- MYCOBACTERIOLOGY AND AEROBIC ACTINOMYCETES**
- Stool Culture for Diagnosis of Pulmonary Tuberculosis in Children** 3355–3365  
*Elisabetta Walters, Anne-Marie Demers, Marieke M. van der Zalm, Andrew Whitelaw, Megan Palmer, Corné Bosch, Heather R. Draper, Robert P. Gie, Anneke C. Hesselink*



<b>Genetic Mimetics of <i>Mycobacterium tuberculosis</i> and Methicillin-Resistant <i>Staphylococcus aureus</i> as Verification Standards for Molecular Diagnostics</b>	3384–3394
<i>Edith Erika Machowski, Bavesh Davandra Kana</i>	
PARASITOLOGY	
<b>Evaluation of a New Immunochromatography Technology Test (LDBio Diagnostics) To Detect <i>Toxoplasma</i> IgG and IgM: Comparison with the Routine Architect Technique</b>	3395–3404
<i>Caroline Mahinc, Pierre Flori, Edouard Delaunay, Cécile Guillerme, Sana Charaoui, Hélène Raberin, Jamal Hafid, Coralie L'Ollivier</i>	
<b>The Trypomastigote Small Surface Antigen from <i>Trypanosoma cruzi</i> Improves Treatment Evaluation and Diagnosis in Pediatric Chagas Disease</b>	3444–3453
<i>Virginia Balouz, Luciano J. Melli, Romina Volcovich, Guillermo Moscatelli, Samanta Moroni, Nicolás González, Griselda Ballering, Margarita Bisio, Andrés E. Ciocchini, Carlos A. Buscaglia, Jaime Altcheh</i>	
VIROLOGY	
<b>Characterization of Antigenic Relatedness between GII.4 and GII.17 Noroviruses by Use of Serum Samples from Norovirus-Infected Patients</b>	3366–3373
<i>Ying-Chun Dai, Ming Xia, Qiong Huang, Ming Tan, Lin Qin, Ya-Li Zhuang, Yan Long, Jian-Dong Li, Xi Jiang, Xu-Fu Zhang</i>	
<b>Multiplex Reverse Transcription-PCR for Simultaneous Surveillance of Influenza A and B Viruses</b>	3492–3501
<i>Bin Zhou, Yi-Mo Deng, John R. Barnes, October M. Sessions, Tsui-Wen Chou, Malania Wilson, Thomas J. Stark, Michelle Volk, Natalie Spirason, Rebecca A. Halpin, Uma Sangumathi Kamaraj, Tao Ding, Timothy B. Stockwell, Mirella Salvatore, Elodie Ghedin, Ian G. Barr, David E. Wentworth</i>	
<b>Evaluation of the Clinical Performance of the HPV-Risk Assay Using the VALGENT-3 Panel</b>	3544–3551
<i>N. J. Polman, A. Oštrbenk, L. Xu, P. J. F. Snijders, C. J. L. M. Meijer, M. Poljak, D. A. M. Heideman, M. Arbyn</i>	
CLINICAL VETERINARY MICROBIOLOGY	
<b>Multilaboratory Evaluation of a Novel Lateral Flow Immunochromatographic Assay for Confirming Isolation of <i>Mycobacterium bovis</i> from Veterinary Diagnostic Specimens</b>	3411–3425
<i>Linda D. Stewart, Lyanne McCallan, James McNair, Adrian McGoldrick, Rowan Morris, Jean-Louis Moyen, Lucía De Juan Ferré, Beatriz Romero, Elena Alonso, Sven D. C. Parsons, Paul Van Helden, Flávio R. Araújo, Irene R. Grant</i>	
<b>Comparative Phenotypic and Genotypic Analysis of <i>Edwardsiella</i> Isolates from Different Hosts and Geographic Origins, with Emphasis on Isolates Formerly Classified as <i>E. tarda</i>, and Evaluation of Diagnostic Methods</b>	3466–3491
<i>Stephen R. Reichley, Cynthia Ware, James Steadman, Patricia S. Gaunt, Julio C. García, Benjamin R. LaFrentz, Anil Thachil, Geoffrey C. Waldbieser, Cynthia B. Stine, Noemí Buján, Cova R. Arias, Thomas Loch, Timothy J. Welch, Rocco C. Cipriano, Terrence E. Greenway, Lester H. Khoo, David J. Wise, Mark L. Lawrence, Matt J. Griffin</i>	

LETTERS TO THE EDITOR

- Improved Bactec MGIT 960 Pyrazinamide Test Decreases Detection of False *Mycobacterium tuberculosis* Pyrazinamide Resistance** 3552–3553  
*Alessandro Mustazzolu, Angelo Iacobino, Federico Giannoni, Claudio Piersimoni, the Italian Multicentre Study on Resistance to Antituberculosis Drugs (SMIRA) Group, Lanfranco Fattorini*
- Comparison of Automated Antimicrobial Susceptibility Testing Systems To Detect *mecC*-Positive Methicillin-Resistant *Staphylococcus aureus*** 3554–3556  
*Camille Kolenda, Céline Dupieux, Jean-Winoc Decousser, Anders Rhod Larsen, Bruno Pichon, Mark Holmes, Michèle Bès, Christopher Teale, Elizabeth Dickson, Robert Hill, Robert Skov, Angela Kearns, Frédéric Laurent*
- A Triple-Disk Enrichment Method for Carbapenem-Resistant *Enterobacteriaceae* (CRE) Screening** 3557–3559  
*Lauren A. Darling, Ann M. Evans, Kathleen A. Stellrecht, Seela M. Nattanmai, Clemente I. Montero*
- Evaluation of the  $\beta$ -Lacta Test for Detection of Extended-Spectrum- $\beta$ -Lactamase (ESBL)-Producing Organisms Directly from Positive Blood Cultures by Use of Smudge Plates** 3560–3562  
*Maan Hasso, Vanessa Porter, Andrew E. Simor*
- Laboratory Validation of Xpert *Chlamydia trachomatis*/*Neisseria gonorrhoeae* and *Trichomonas vaginalis* Testing as Performed by Nurses at Three Primary Health Care Facilities in South Africa** 3563–3565  
*Remco P. H. Peters, Lindsey de Vos, Liteboho Maduna, Maanda Mudau, Jeffrey D. Klausner, Marleen M. Kock, Andrew Medina-Marino*